

Robot Mapping

A Short Introduction to the Bayes Filter and Related Models

Cyrill Stachniss



1

State Estimation

- Estimate the state x of a system given observations z and controls u
- **Goal:**

$$p(x \mid z, u)$$

2

Recursive Bayes Filter 1

$$bel(x_t) = p(x_t \mid z_{1:t}, u_{1:t})$$

Definition of the belief

3

Recursive Bayes Filter 2

$$\begin{aligned} bel(x_t) &= p(x_t \mid z_{1:t}, u_{1:t}) \\ &= \eta \underbrace{p(z_t \mid x_t, z_{1:t-1}, u_{1:t})}_{\text{Bayes' rule}} p(x_t \mid z_{1:t-1}, u_{1:t}) \end{aligned}$$

Bayes' rule

4

Recursive Bayes Filter 3

$$\begin{aligned} \text{bel}(x_t) &= p(x_t | z_{1:t}, u_{1:t}) \\ &= \eta p(z_t | x_t, z_{1:t-1}, u_{1:t}) p(x_t | z_{1:t-1}, u_{1:t}) \\ &= \eta \underline{p(z_t | x_t)} p(x_t | z_{1:t-1}, u_{1:t}) \end{aligned}$$

Markov assumption

5

Recursive Bayes Filter 4

$$\begin{aligned} \text{bel}(x_t) &= p(x_t | z_{1:t}, u_{1:t}) \\ &= \eta p(z_t | x_t, z_{1:t-1}, u_{1:t}) p(x_t | z_{1:t-1}, u_{1:t}) \\ &= \eta p(z_t | x_t) p(x_t | z_{1:t-1}, u_{1:t}) \\ &= \eta p(z_t | x_t) \int_{x_{t-1}} \underline{p(x_t | x_{t-1}, z_{1:t-1}, u_{1:t})} \\ &\quad \underline{p(x_{t-1} | z_{1:t-1}, u_{1:t})} dx_{t-1} \end{aligned}$$

Law of total probability

6

Recursive Bayes Filter 5

$$\begin{aligned} \text{bel}(x_t) &= p(x_t | z_{1:t}, u_{1:t}) \\ &= \eta p(z_t | x_t, z_{1:t-1}, u_{1:t}) p(x_t | z_{1:t-1}, u_{1:t}) \\ &= \eta p(z_t | x_t) p(x_t | z_{1:t-1}, u_{1:t}) \\ &= \eta p(z_t | x_t) \int_{x_{t-1}} p(x_t | x_{t-1}, z_{1:t-1}, u_{1:t}) \\ &\quad p(x_{t-1} | z_{1:t-1}, u_{1:t}) dx_{t-1} \\ &= \eta p(z_t | x_t) \int_{x_{t-1}} \underline{p(x_t | x_{t-1}, u_t)} p(x_{t-1} | z_{1:t-1}, u_{1:t}) dx_{t-1} \end{aligned}$$

Markov assumption

7

Recursive Bayes Filter 6

$$\begin{aligned} \text{bel}(x_t) &= p(x_t | z_{1:t}, u_{1:t}) \\ &= \eta p(z_t | x_t, z_{1:t-1}, u_{1:t}) p(x_t | z_{1:t-1}, u_{1:t}) \\ &= \eta p(z_t | x_t) p(x_t | z_{1:t-1}, u_{1:t}) \\ &= \eta p(z_t | x_t) \int_{x_{t-1}} p(x_t | x_{t-1}, z_{1:t-1}, u_{1:t}) \\ &\quad p(x_{t-1} | z_{1:t-1}, u_{1:t}) dx_{t-1} \\ &= \eta p(z_t | x_t) \int_{x_{t-1}} p(x_t | x_{t-1}, u_t) p(x_{t-1} | z_{1:t-1}, u_{1:t}) dx_{t-1} \\ &= \eta p(z_t | x_t) \int_{x_{t-1}} p(x_t | x_{t-1}, u_t) p(x_{t-1} | z_{1:t-1}, \underline{u_{1:t-1}}) dx_{t-1} \end{aligned}$$

Markov assumption

8

Recursive Bayes Filter 7

$$\begin{aligned} \text{bel}(x_t) &= p(x_t | z_{1:t}, u_{1:t}) \\ &= \eta p(z_t | x_t, z_{1:t-1}, u_{1:t}) p(x_t | z_{1:t-1}, u_{1:t}) \\ &= \eta p(z_t | x_t) p(x_t | z_{1:t-1}, u_{1:t}) \\ &= \eta p(z_t | x_t) \int_{x_{t-1}} p(x_t | x_{t-1}, z_{1:t-1}, u_{1:t}) \\ &\quad p(x_{t-1} | z_{1:t-1}, u_{1:t}) dx_{t-1} \\ &= \eta p(z_t | x_t) \int_{x_{t-1}} p(x_t | x_{t-1}, u_t) p(x_{t-1} | z_{1:t-1}, u_{1:t}) dx_{t-1} \\ &= \eta p(z_t | x_t) \int_{x_{t-1}} p(x_t | x_{t-1}, u_t) p(x_{t-1} | z_{1:t-1}, u_{1:t-1}) dx_{t-1} \\ &= \eta p(z_t | x_t) \int_{x_{t-1}} p(x_t | x_{t-1}, u_t) \underline{\text{bel}(x_{t-1})} dx_{t-1} \end{aligned}$$

Recursive term

9

Prediction and Correction Step

- Bayes filter can be written as a two step process

- **Prediction step**

$$\overline{\text{bel}}(x_t) = \int p(x_t | u_t, x_{t-1}) \text{bel}(x_{t-1}) dx_{t-1}$$

- **Correction step**

$$\text{bel}(x_t) = \eta p(z_t | x_t) \overline{\text{bel}}(x_t)$$

10

Motion and Observation Model

- Prediction step

$$\overline{\text{bel}}(x_t) = \int \underline{p(x_t | u_t, x_{t-1})} \text{bel}(x_{t-1}) dx_{t-1}$$

motion model

- Correction step

$$\text{bel}(x_t) = \eta \underline{p(z_t | x_t)} \overline{\text{bel}}(x_t)$$

sensor or observation model

11

Different Realizations

- The Bayes filter is a **framework** for recursive state estimation
- There are **different realizations**
- **Different properties**
 - Linear vs. non-linear models for motion and observation models
 - Gaussian distributions only?
 - Parametric vs. non-parametric filters
 - ...

12

In this Course

- **Kalman filter & friends**
 - Gaussians
 - Linear or linearized models
- **Particle filter**
 - Non-parametric
 - Arbitrary models (sampling required)

13


Motion Model

$$\overline{bel}(x_t) = \int p(x_t | u_t, x_{t-1}) bel(x_{t-1}) dx_{t-1}$$

14

Robot Motion Models

- Robot motion is inherently uncertain
- How can we model this uncertainty?



15

Probabilistic Motion Models

- Specifies a posterior probability that action u carries the robot from x to x' .

$$p(x_t | u_t, x_{t-1})$$

16

Typical Motion Models

- In practice, one often finds two types of motion models:
 - **Odometry-based**
 - **Velocity-based**
- Odometry-based models for systems that are equipped with wheel encoders
- Velocity-based when no wheel encoders are available

17

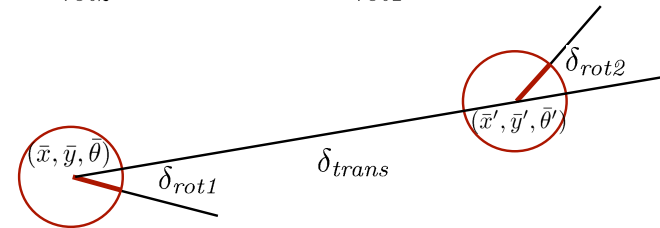
Odometry Model

- Robot moves from $(\bar{x}, \bar{y}, \bar{\theta})$ to $(\bar{x}', \bar{y}', \bar{\theta}')$
- Odometry information $u = (\delta_{rot1}, \delta_{trans}, \delta_{rot2})$

$$\delta_{trans} = \sqrt{(\bar{x}' - \bar{x})^2 + (\bar{y}' - \bar{y})^2}$$

$$\delta_{rot1} = \text{atan2}(\bar{y}' - \bar{y}, \bar{x}' - \bar{x}) - \bar{\theta}$$

$$\delta_{rot2} = \bar{\theta}' - \bar{\theta} - \delta_{rot1}$$

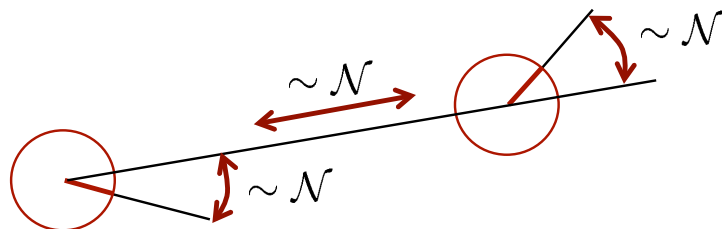


18

Probability Distribution


- Noise in odometry $u = (\delta_{rot1}, \delta_{trans}, \delta_{rot2})$
- Example: Gaussian noise

$$u \sim \mathcal{N}(0, \Sigma)$$



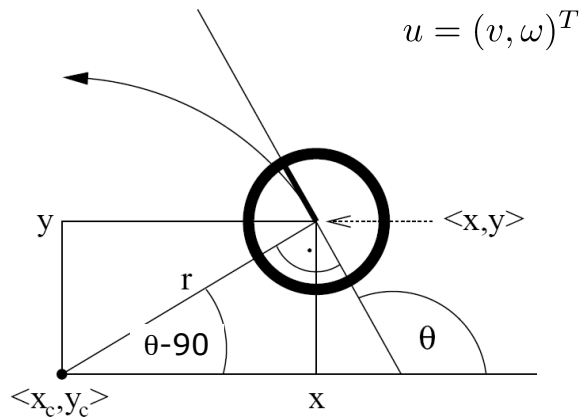
19

Examples (Odometry-Based)



20

Velocity-Based Model



21

Motion Equation

- Robot moves from (x, y, θ) to (x', y', θ')
- Velocity information $u = (v, \omega)$

$$\begin{pmatrix} x' \\ y' \\ \theta' \end{pmatrix} = \begin{pmatrix} x \\ y \\ \theta \end{pmatrix} + \begin{pmatrix} -\frac{v}{\omega} \sin \theta + \frac{v}{\omega} \sin(\theta + \omega \Delta t) \\ \frac{v}{\omega} \cos \theta - \frac{v}{\omega} \cos(\theta + \omega \Delta t) \\ \omega \Delta t \end{pmatrix}$$

22

Problem of the Velocity-Based Model

- Robot moves on a circle
- The circle constrains the final orientation
- Fix:** introduce an additional noise term on the final orientation

23

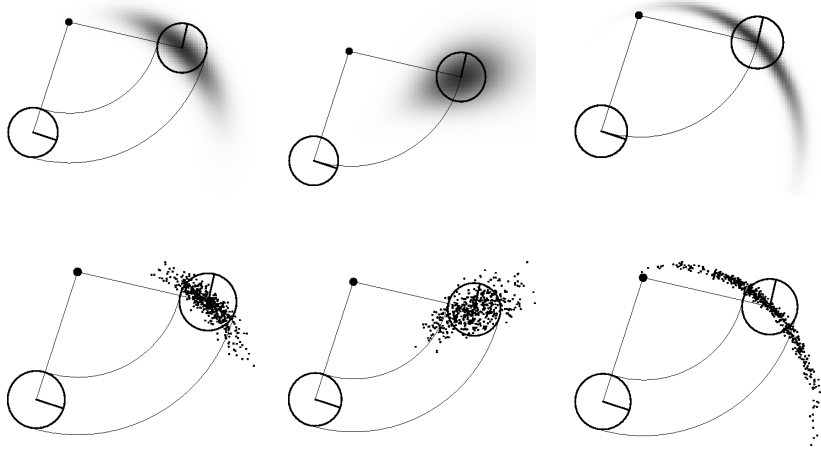
Motion Including 3rd Parameter

$$\begin{pmatrix} x' \\ y' \\ \theta' \end{pmatrix} = \begin{pmatrix} x \\ y \\ \theta \end{pmatrix} + \begin{pmatrix} -\frac{v}{\omega} \sin \theta + \frac{v}{\omega} \sin(\theta + \omega \Delta t) \\ \frac{v}{\omega} \cos \theta - \frac{v}{\omega} \cos(\theta + \omega \Delta t) \\ \omega \Delta t + \gamma \Delta t \end{pmatrix}$$

Term to account for the final rotation

24

Examples (Velocity-Based)



25

Sensor Model

$$bel(x_t) = \eta \boxed{p(z_t | x_t)} \overline{bel}(x_{t-1})$$

26

Model for Laser Scanners

- Scan z consists of K measurements.

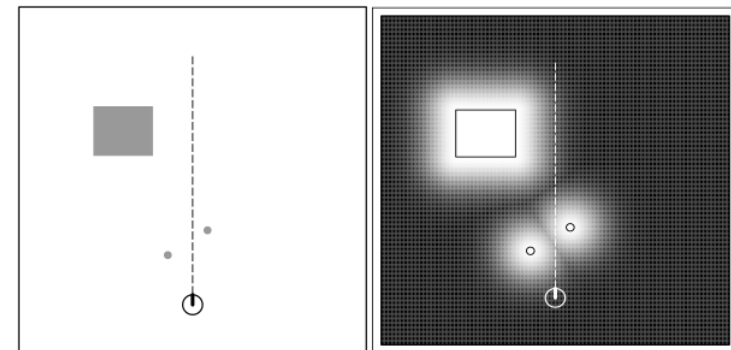
$$z_t = \{z_t^1, \dots, z_t^k\}$$

- Individual measurements are independent given the robot position

$$p(z_t | x_t, m) = \prod_{i=1}^k p(z_t^i | x_t, m)$$

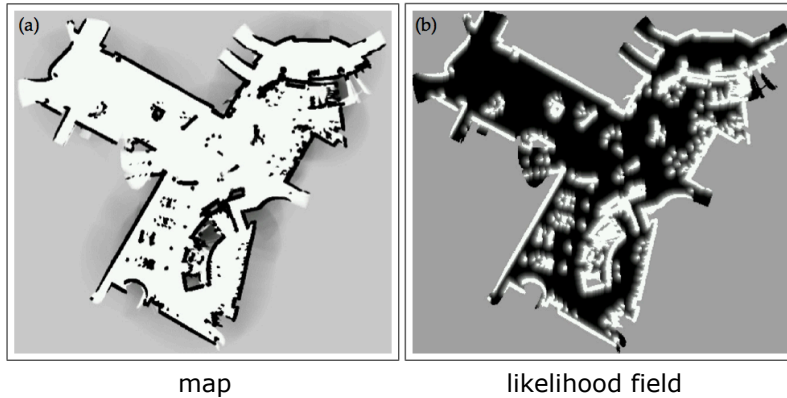
27

Beam-Endpoint Model



28

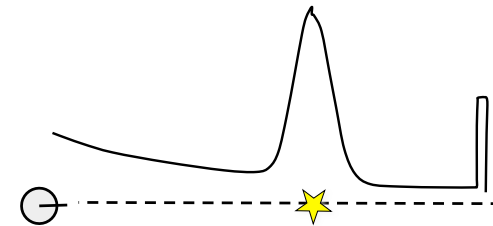
Beam-Endpoint Model



29

Ray-cast Model

- Ray-cast model considers the first obstacle long the line of sight
- Mixture of four models



30

Model for Perceiving Landmarks with Range-Bearing Sensors

- Range-bearing $z_t^i = (r_t^i, \phi_t^i)^T$
- Robot's pose $(x, y, \theta)^T$
- Observation of feature j at location $(m_{j,x}, m_{j,y})^T$

$$\begin{pmatrix} r_t^i \\ \phi_t^i \end{pmatrix} = \begin{pmatrix} \sqrt{(m_{j,x} - x)^2 + (m_{j,y} - y)^2} \\ \text{atan2}(m_{j,y} - y, m_{j,x} - x) - \theta \end{pmatrix} + Q_t$$

31

Summary

- Bayes filter is a framework for state estimation
- Motion and sensor model are the central models in the Bayes filter
- Standard models for robot motion and laser-based range sensing

32

Literature

On the Bayes filter

- Thrun et al. "Probabilistic Robotics", Chapter 2
- Course: Introduction to Mobile Robotics, Chapter 5

On motion and observation models

- Thrun et al. "Probabilistic Robotics", Chapters 5 & 6
- Course: Introduction to Mobile Robotics, Chapters 6 & 7