

Introduction to Mobile Robotics

Bayes Filter – Extended Kalman Filter

Wolfram Burgard



Bayes Filter Reminder

$$bel(x_t) = \eta p(z_t | x_t) \int p(x_t | u_t, x_{t-1}) bel(x_{t-1}) dx_{t-1}$$

- Prediction

$$\overline{bel}(x_t) = \int p(x_t | u_t, x_{t-1}) bel(x_{t-1}) dx_{t-1}$$

- Correction

$$bel(x_t) = \eta p(z_t | x_t) \overline{bel}(x_t)$$

Discrete Kalman Filter

Estimates the state x of a discrete-time controlled process

$$x_t = A_t x_{t-1} + B_t u_t + \varepsilon_t$$

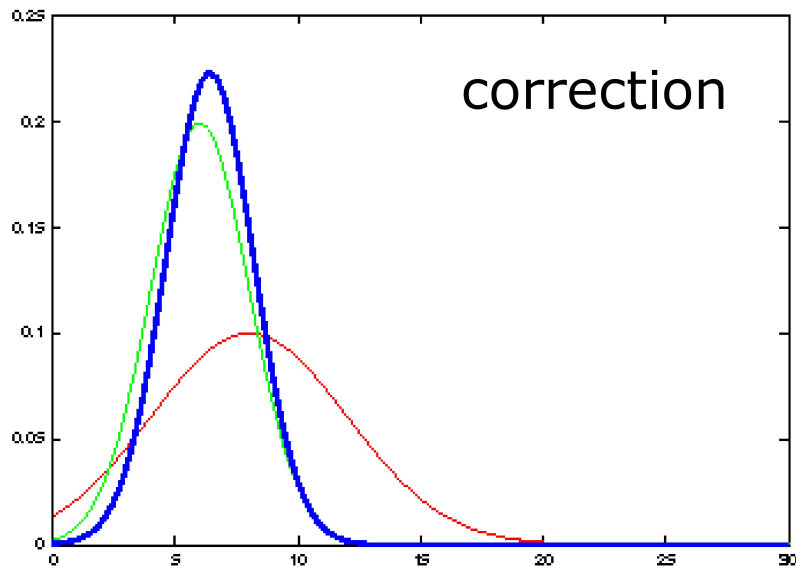
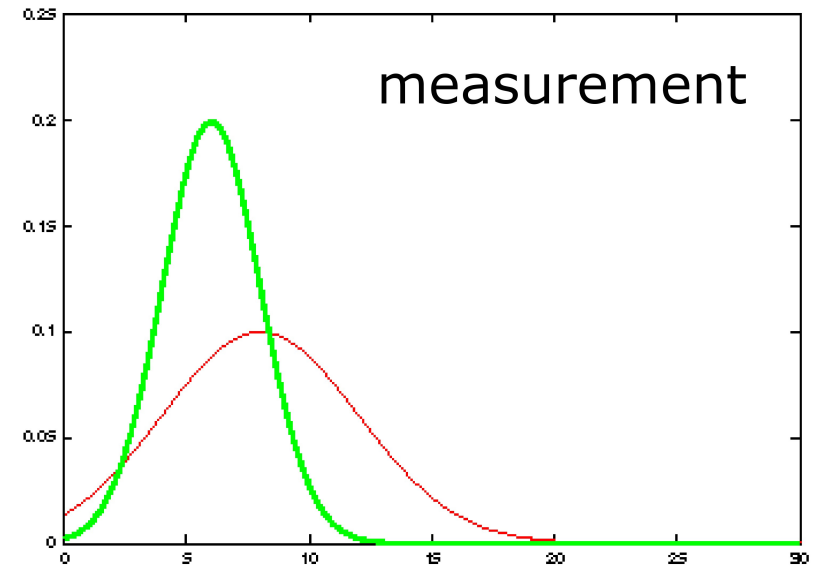
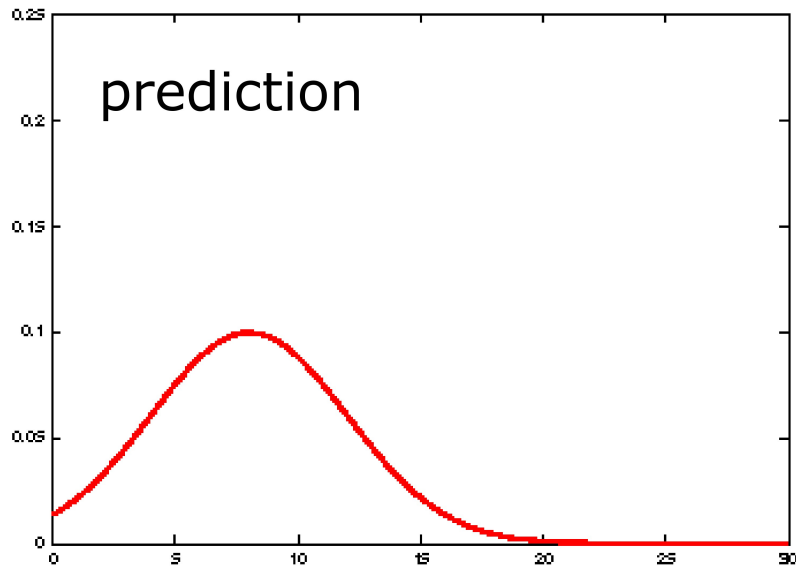
with a measurement

$$z_t = C_t x_t + \delta_t$$

Components of a Kalman Filter

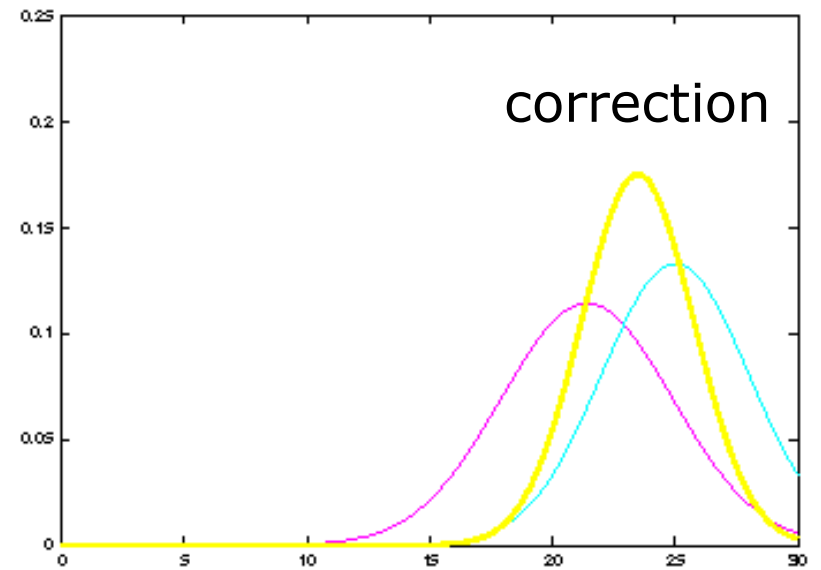
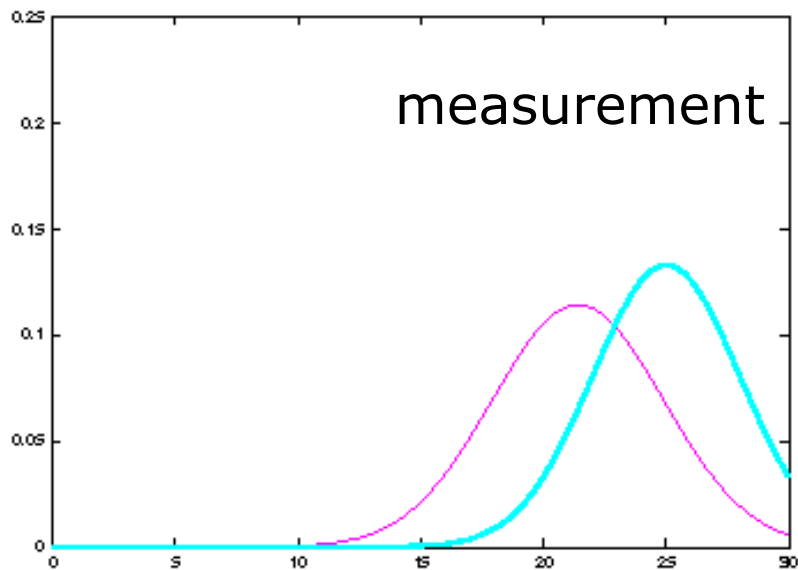
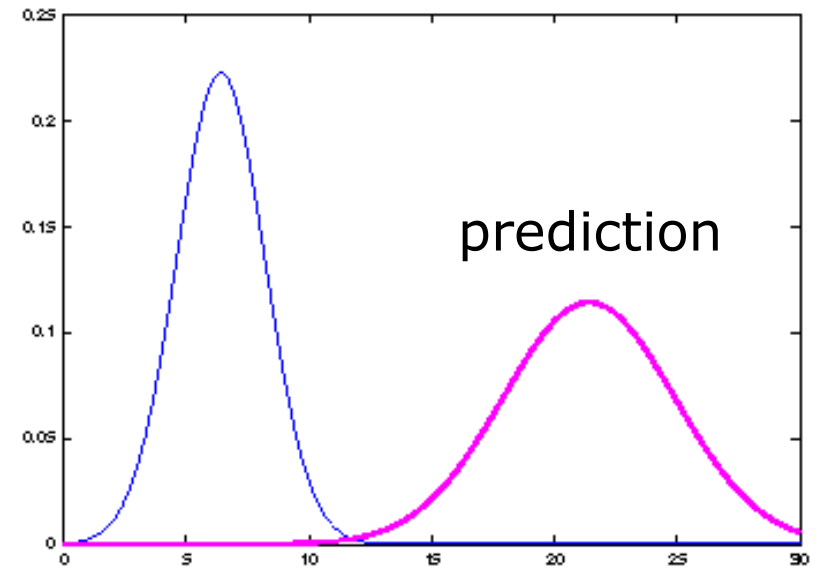
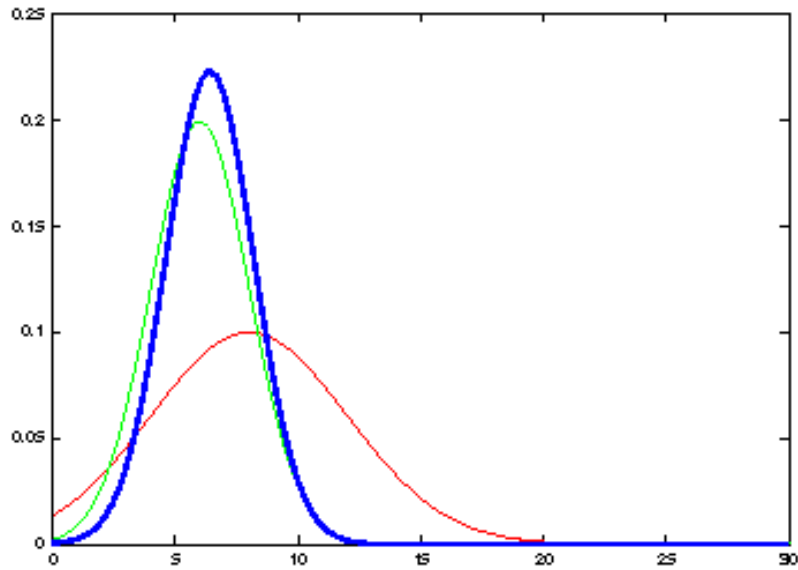
- A_t Matrix ($n \times n$) that describes how the state evolves from $t-1$ to t without controls or noise.
- B_t Matrix ($n \times l$) that describes how the control u_t changes the state from $t-1$ to t .
- C_t Matrix ($k \times n$) that describes how to map the state x_t to an observation z_t .
- ε_t Random variables representing the process and measurement noise that are assumed to be independent and normally distributed with covariance Q_t and R_t respectively.
- δ_t

Kalman Filter Update Example



It's a weighted mean!

Kalman Filter Update Example



Kalman Filter Algorithm

1. Algorithm **Kalman_filter**($\mu_{t-1}, \Sigma_{t-1}, u_t, z_t$):
2. Prediction:
3. $\mu_t = A_t \mu_{t-1} + B_t u_t$
4. $\bar{\Sigma}_t = A_t \Sigma_{t-1} A_t^T + Q_t$
5. Correction:
6. $K_t = \bar{\Sigma}_t C_t^T (C_t \bar{\Sigma}_t C_t^T + R_t)^{-1}$
7. $\mu_t = \mu_t + K_t (z_t - C_t \mu_t)$
8. $\Sigma_t = (I - K_t C_t) \bar{\Sigma}_t$
9. Return μ_t, Σ_t

Nonlinear Dynamic Systems

- Most realistic robotic problems involve nonlinear functions

~~$$x_t = A_t x_{t-1} + B_t u_t + \varepsilon_t$$~~



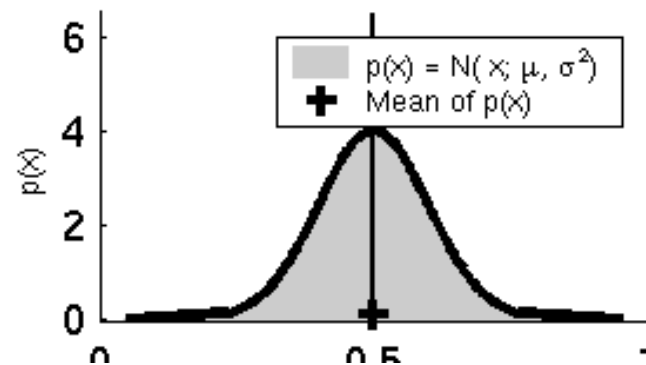
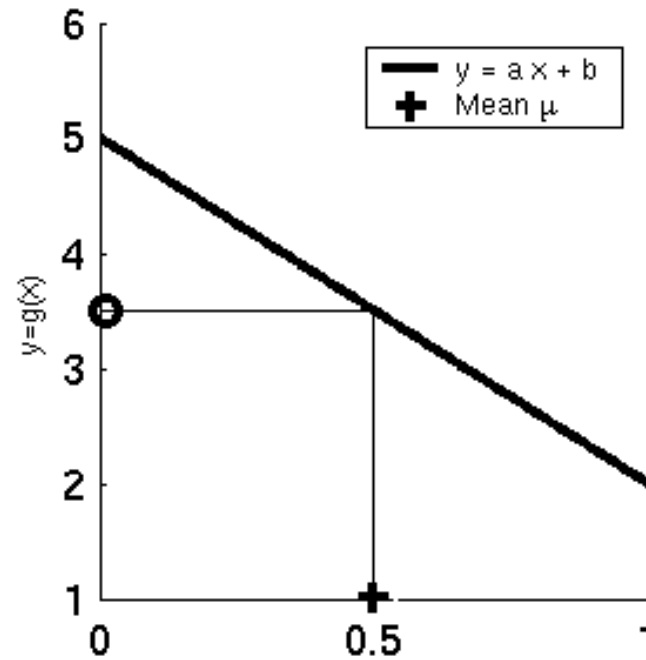
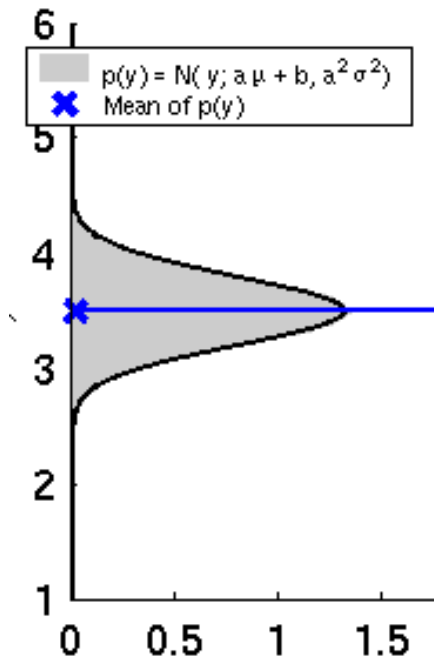
$$x_t = g(u_t, x_{t-1})$$

~~$$z_t = C_t x_t + \delta_t$$~~

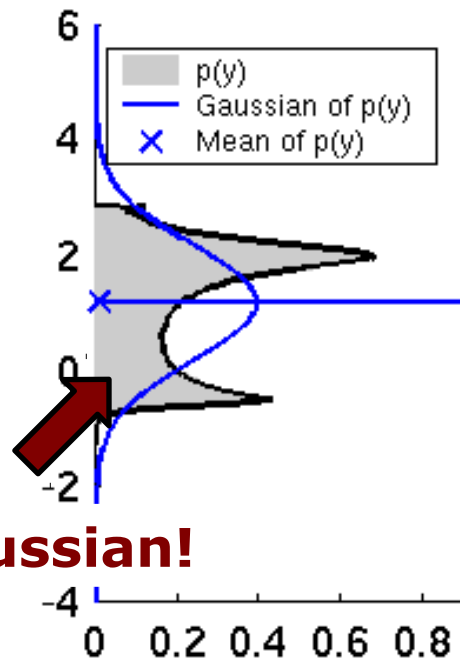


$$z_t = h(x_t)$$

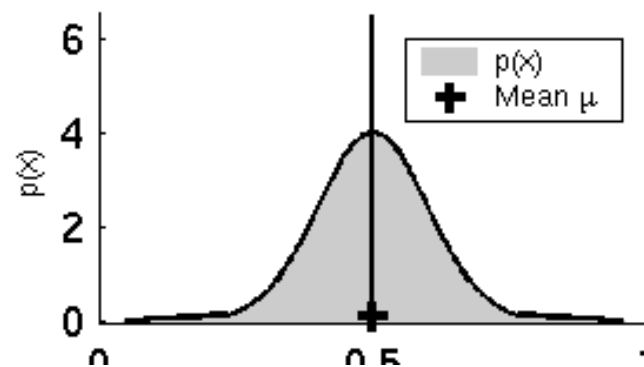
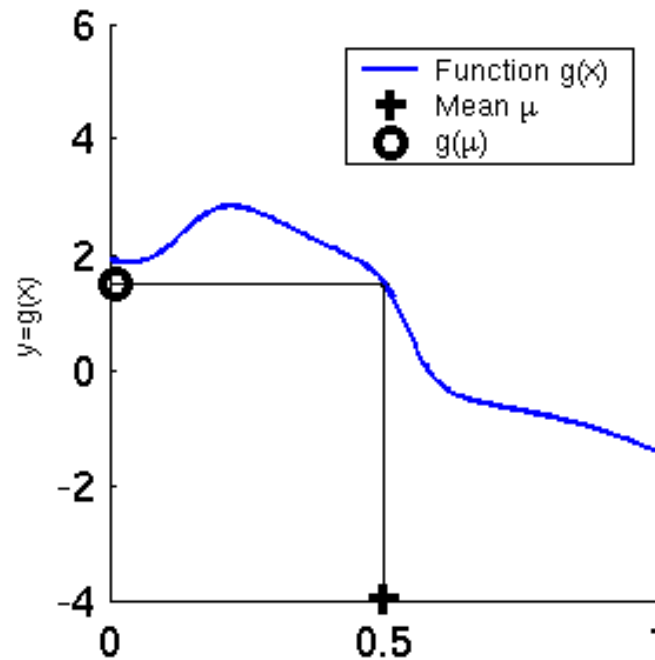
Linearity Assumption Revisited



Non-Linear Function



Non-Gaussian!



Non-Gaussian Distributions

- The non-linear functions lead to non-Gaussian distributions
- Kalman filter is not applicable anymore!

What can be done to resolve this?

Non-Gaussian Distributions

- The non-linear functions lead to non-Gaussian distributions
- Kalman filter is not applicable anymore!

What can be done to resolve this?

Local linearization!

EKF Linearization: First Order Taylor Expansion

- Prediction:

$$g(u_t, x_{t-1}) \approx g(u_t, \mu_{t-1}) + \frac{\partial g(u_t, \mu_{t-1})}{\partial x_{t-1}} (x_{t-1} - \mu_{t-1})$$

$$g(u_t, x_{t-1}) \approx g(u_t, \mu_{t-1}) + G_t (x_{t-1} - \mu_{t-1})$$

- Correction:

$$h(x_t) \approx h(\bar{\mu}_t) + \frac{\partial h(\bar{\mu}_t)}{\partial x_t} (x_t - \bar{\mu}_t)$$

$$h(x_t) \approx h(\bar{\mu}_t) + H_t (x_t - \bar{\mu}_t)$$

Jacobian matrices



Reminder: Jacobian Matrix

- It is a **non-square matrix** $n \times m$ in general
- Given a vector-valued function

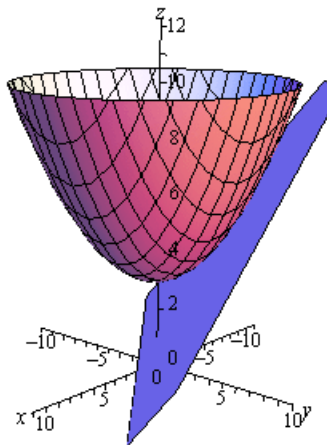
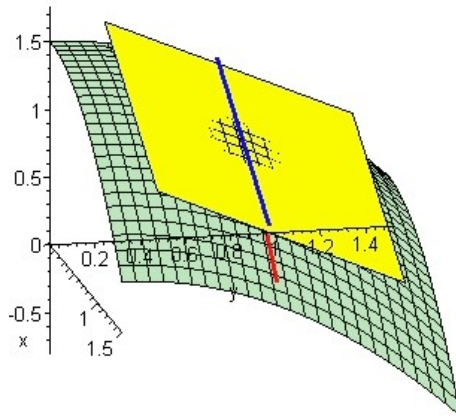
$$f(\mathbf{x}) = \begin{bmatrix} f_1(\mathbf{x}) \\ f_2(\mathbf{x}) \\ \vdots \\ f_m(\mathbf{x}) \end{bmatrix}$$

- The **Jacobian matrix** is defined as

$$\mathbf{F}_{\mathbf{x}} = \begin{bmatrix} \frac{\partial f_1}{\partial x_1} & \frac{\partial f_1}{\partial x_2} & \cdots & \frac{\partial f_1}{\partial x_n} \\ \frac{\partial f_2}{\partial x_1} & \frac{\partial f_2}{\partial x_2} & \cdots & \frac{\partial f_2}{\partial x_n} \\ \vdots & \vdots & \cdots & \vdots \\ \frac{\partial f_m}{\partial x_1} & \frac{\partial f_m}{\partial x_2} & \cdots & \frac{\partial f_m}{\partial x_n} \end{bmatrix}$$

Reminder: Jacobian Matrix

- It is the orientation of the tangent plane to the vector-valued function at a given point



- Generalizes the gradient of a scalar valued function

EKF Linearization: First Order Taylor Expansion

- Prediction:

$$g(u_t, x_{t-1}) \approx g(u_t, \mu_{t-1}) + \frac{\partial g(u_t, \mu_{t-1})}{\partial x_{t-1}} (x_{t-1} - \mu_{t-1})$$

$$g(u_t, x_{t-1}) \approx g(u_t, \mu_{t-1}) + G_t (x_{t-1} - \mu_{t-1})$$

- Correction:

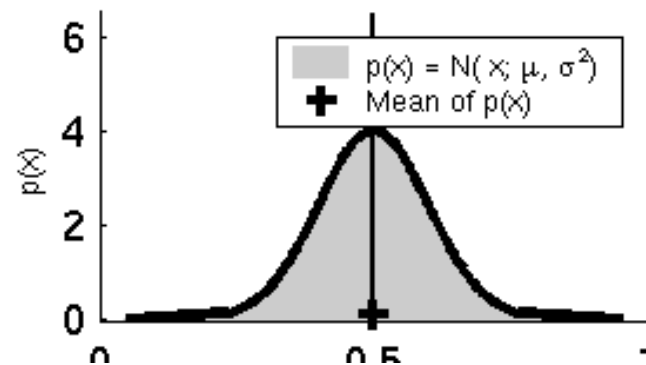
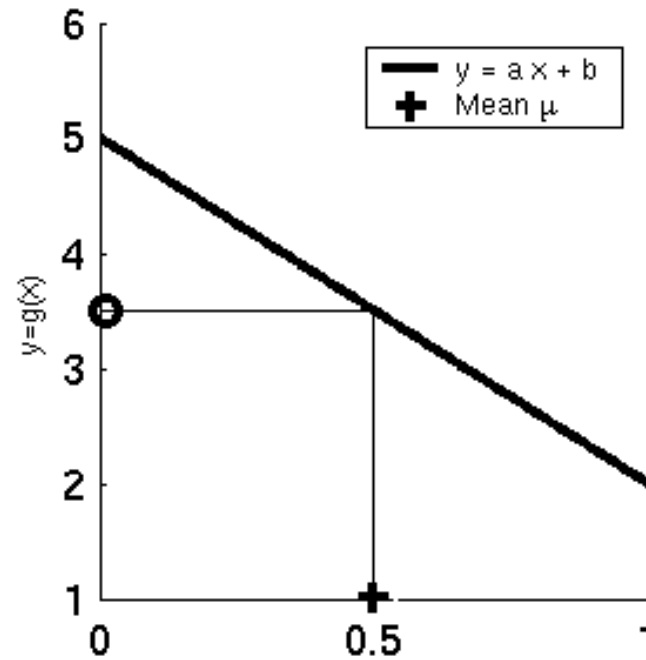
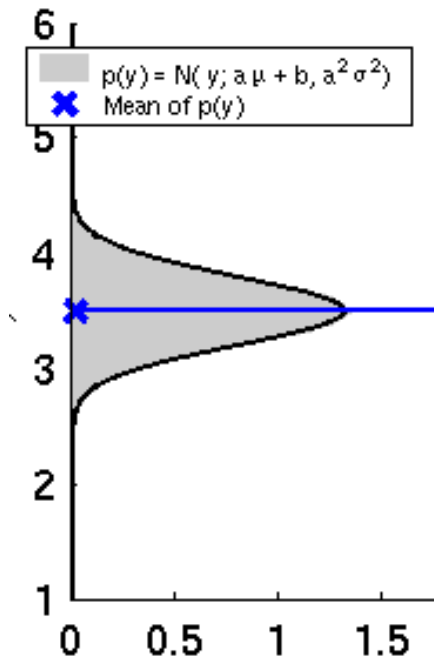
$$h(x_t) \approx h(\bar{\mu}_t) + \frac{\partial h(\bar{\mu}_t)}{\partial x_t} (x_t - \bar{\mu}_t)$$

$$h(x_t) \approx h(\bar{\mu}_t) + H_t (x_t - \bar{\mu}_t)$$

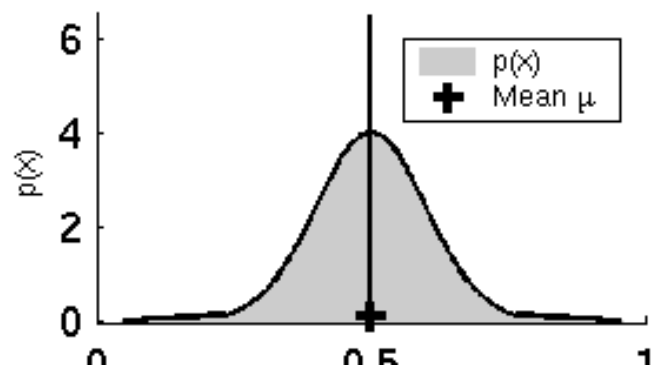
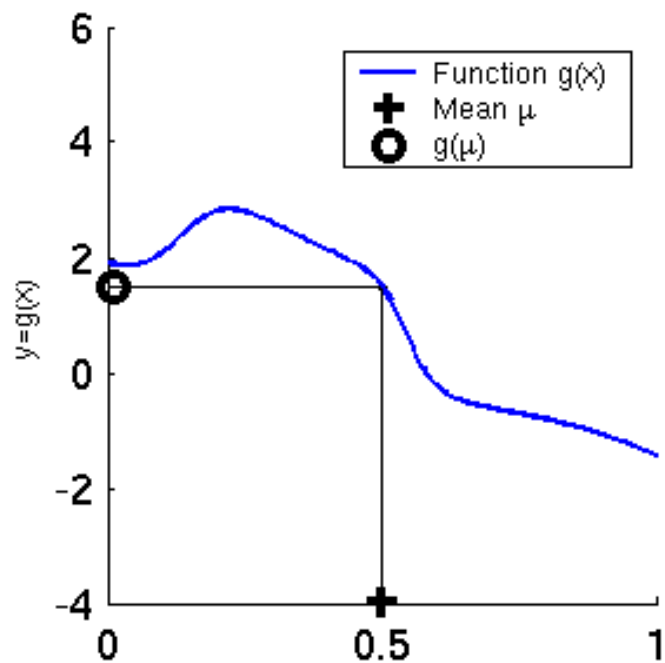
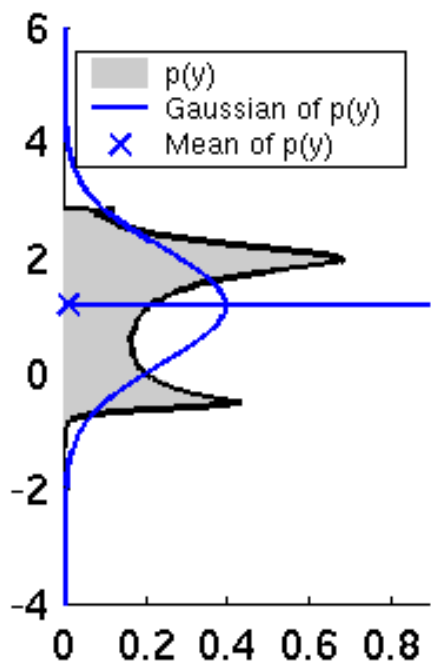
Linear function!



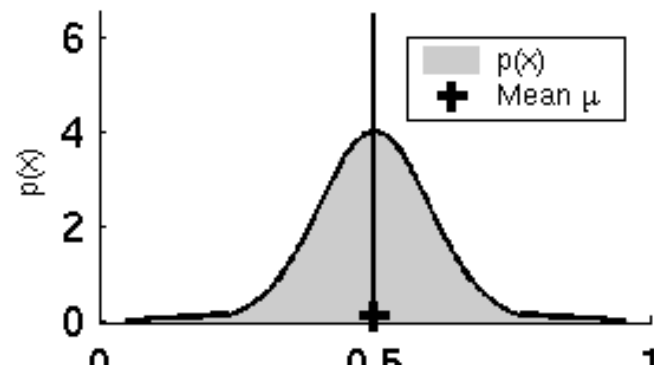
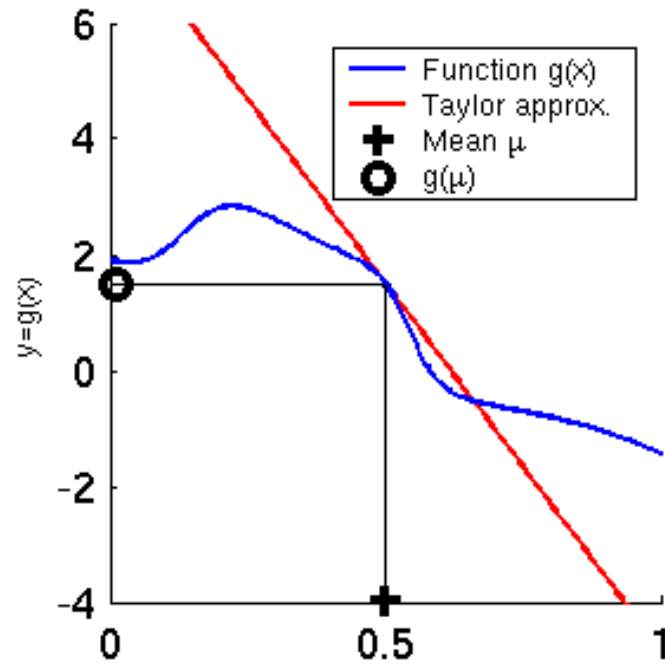
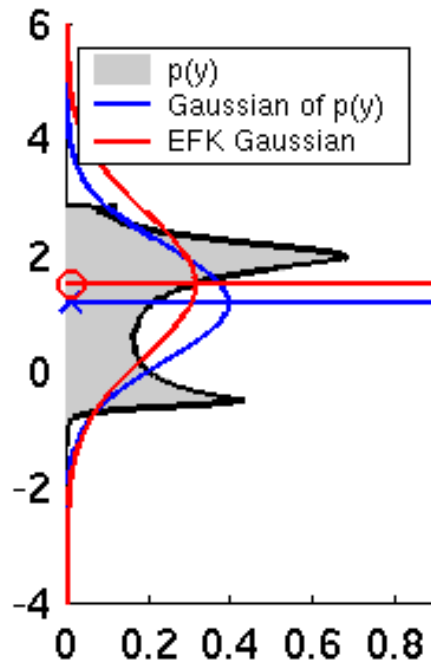
Linearity Assumption Revisited



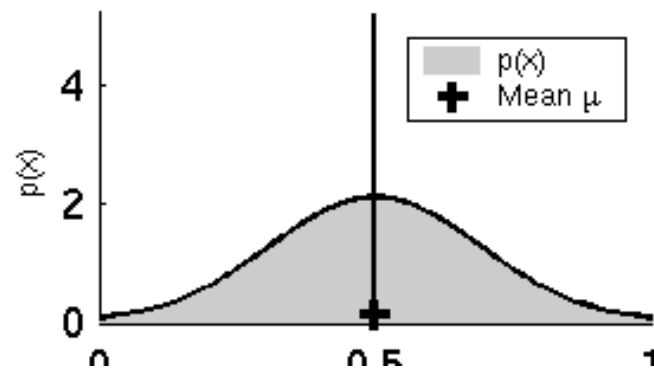
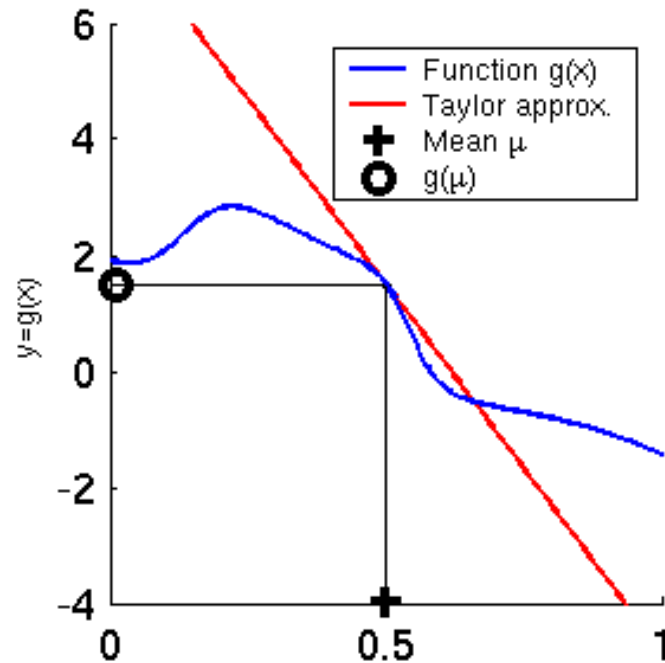
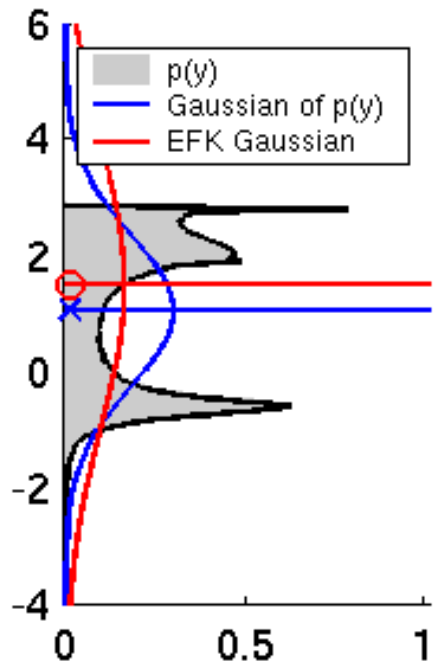
Non-Linear Function



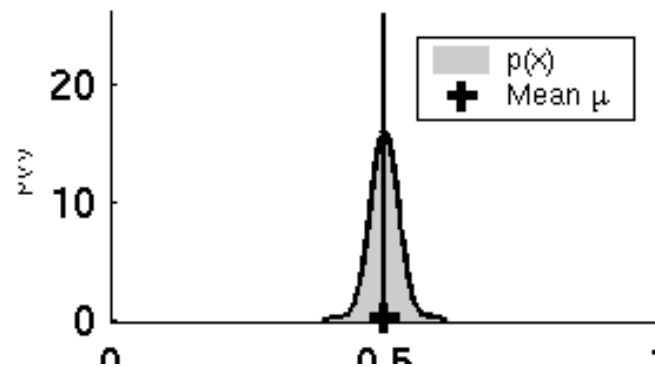
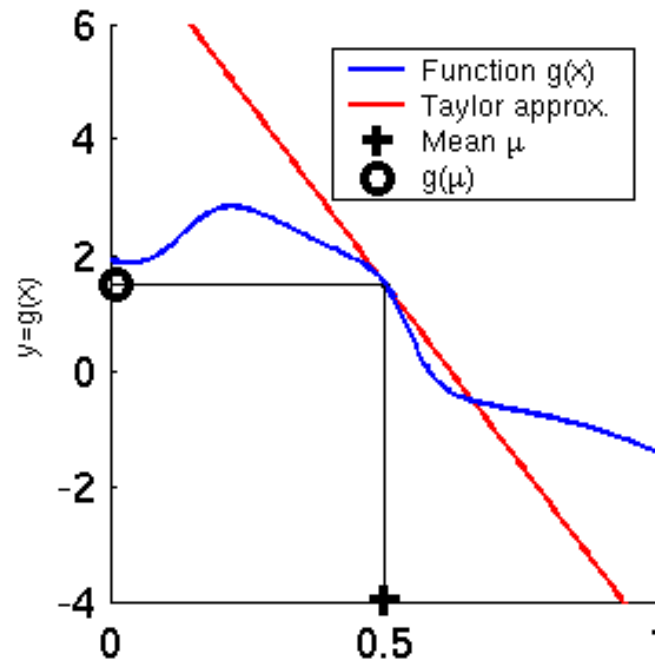
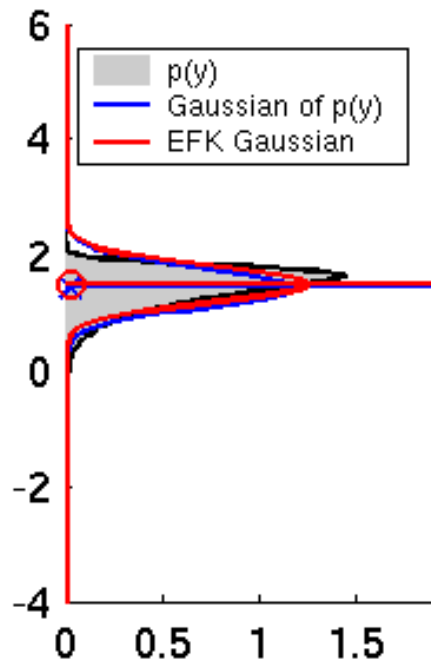
EKF Linearization (1)



EKF Linearization (2)



EKF Linearization (3)



EKF Algorithm

1. **Extended_Kalman_filter**($\mu_{t-1}, \Sigma_{t-1}, u_t, z_t$):

2. Prediction:

3. $\bar{\mu}_t = g(u_t, \mu_{t-1})$ ← $\bar{\mu}_t = A_t \mu_{t-1} + B_t u_t$

4. $\bar{\Sigma}_t = G_t \Sigma_{t-1} G_t^T + Q_t$ ← $\bar{\Sigma}_t = A_t \Sigma_{t-1} A_t^T + Q_t$

5. Correction:

6. $K_t = \bar{\Sigma}_t H_t^T (H_t \bar{\Sigma}_t H_t^T + R_t)^{-1}$ ← $K_t = \bar{\Sigma}_t C_t^T (C_t \bar{\Sigma}_t C_t^T + R_t)^{-1}$

7. $\mu_t = \bar{\mu}_t + K_t (z_t - h(\bar{\mu}_t))$ ← $\mu_t = \bar{\mu}_t + K_t (z_t - C_t \bar{\mu}_t)$

8. $\Sigma_t = (I - K_t H_t) \bar{\Sigma}_t$ ← $\Sigma_t = (I - K_t C_t) \bar{\Sigma}_t$


9. Return μ_t, Σ_t

$$H_t = \frac{\partial h(\bar{\mu}_t)}{\partial x_t}$$

$$G_t = \frac{\partial g(u_t, \mu_{t-1})}{\partial x_{t-1}}$$

Example: EKF Localization

- EKF localization with landmarks (point features)



1. EKF_localization ($\mu_{t-1}, \Sigma_{t-1}, u_t, z_t, m$):

Prediction:

$$G_t = \frac{\partial g(u_t, \mu_{t-1})}{\partial \mu_{t-1}} = \begin{pmatrix} \frac{\partial x'}{\partial \mu_{t-1,x}} & \frac{\partial x'}{\partial \mu_{t-1,y}} & \frac{\partial x'}{\partial \mu_{t-1,\theta}} & \vdots \\ \frac{\partial y'}{\partial \mu_{t-1,x}} & \frac{\partial y'}{\partial \mu_{t-1,y}} & \frac{\partial y'}{\partial \mu_{t-1,\theta}} & \vdots \\ \frac{\partial \theta'}{\partial \mu_{t-1,x}} & \frac{\partial \theta'}{\partial \mu_{t-1,y}} & \frac{\partial \theta'}{\partial \mu_{t-1,\theta}} & \vdots \end{pmatrix}$$

Jacobian of g w.r.t location

$$V_t = \frac{\partial g(u_t, \mu_{t-1})}{\partial u_t} = \begin{pmatrix} \frac{\partial x'}{\partial v_t} & \frac{\partial x'}{\partial \omega_t} & \vdots \\ \frac{\partial y'}{\partial v_t} & \frac{\partial y'}{\partial \omega_t} & \vdots \\ \frac{\partial \theta'}{\partial v_t} & \frac{\partial \theta'}{\partial \omega_t} & \vdots \end{pmatrix}$$

Jacobian of g w.r.t control

2. $Q_t = \begin{pmatrix} (\alpha_1 |v_t| + \alpha_2 |\omega_t|)^2 & 0 \\ 0 & (\alpha_3 |v_t| + \alpha_4 |\omega_t|)^2 \end{pmatrix}$ Motion noise

3. $\bar{\mu}_t = g(u_t, \mu_{t-1})$ Predicted mean

4. $\bar{\Sigma}_t = G_t \Sigma_{t-1} G_t^T + V_t Q_t V_t^T$ Predicted covariance (V maps O into state space)

1. EKF_localization ($\mu_{t-1}, \Sigma_{t-1}, u_t, z_t, m$):

Correction:

$$\hat{z}_t = \begin{pmatrix} \sqrt{(m_x - \bar{\mu}_{t,x})^2 + (m_y - \bar{\mu}_{t,y})^2} \\ \text{atan2}(m_y - \bar{\mu}_{t,y}, m_x - \bar{\mu}_{t,x}) - \bar{\mu}_{t,\theta} \end{pmatrix} \begin{matrix} \div \\ \div \\ \div \end{matrix} \quad \begin{matrix} \text{Predicted measurement mean} \\ \text{(depends on observation type)} \end{matrix}$$

$$H_t = \frac{\partial h(\bar{\mu}_t, m)}{\partial x_t} = \begin{pmatrix} \frac{\partial r_t}{\partial \bar{\mu}_{t,x}} & \frac{\partial r_t}{\partial \bar{\mu}_{t,y}} & \frac{\partial r_t}{\partial \bar{\mu}_{t,\theta}} \\ \frac{\partial \phi_t}{\partial \bar{\mu}_{t,x}} & \frac{\partial \phi_t}{\partial \bar{\mu}_{t,y}} & \frac{\partial \phi_t}{\partial \bar{\mu}_{t,\theta}} \end{pmatrix} \begin{matrix} \div \\ \div \\ \div \end{matrix} \quad \begin{matrix} \text{Jacobian of } h \text{ w.r.t location} \end{matrix}$$

$$2. \quad R_t = \begin{pmatrix} \sigma_r^2 & 0 \\ 0 & \sigma_r^2 \end{pmatrix} \begin{matrix} \div \\ \div \end{matrix}$$

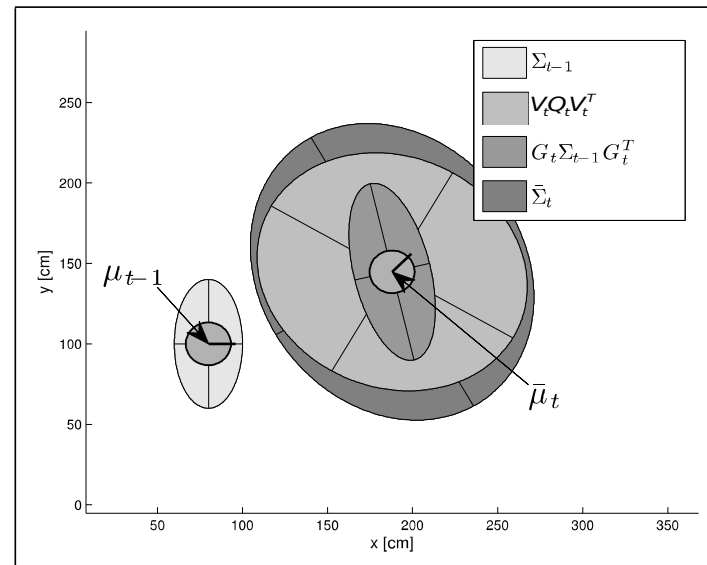
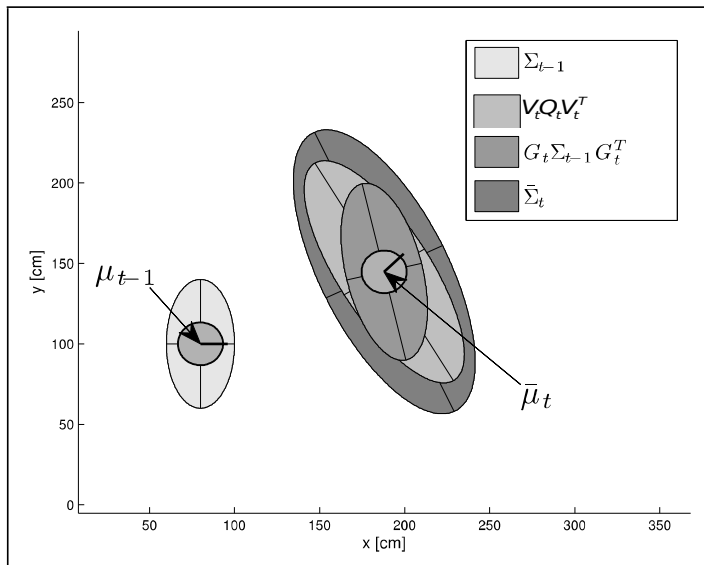
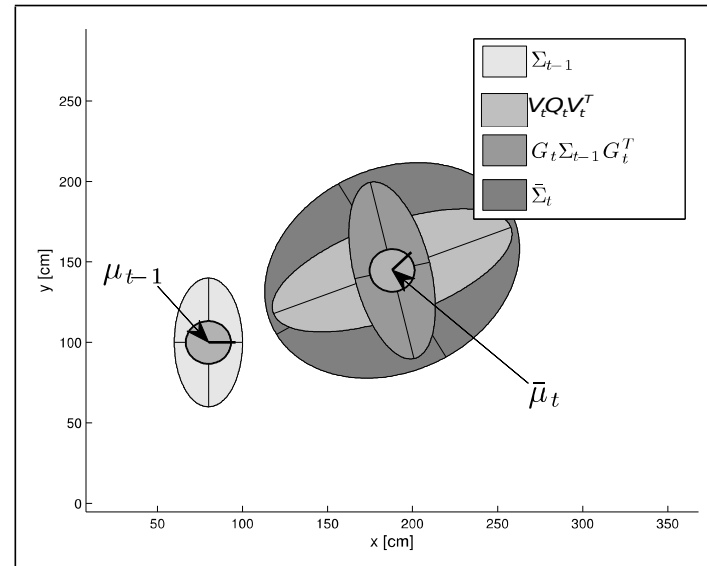
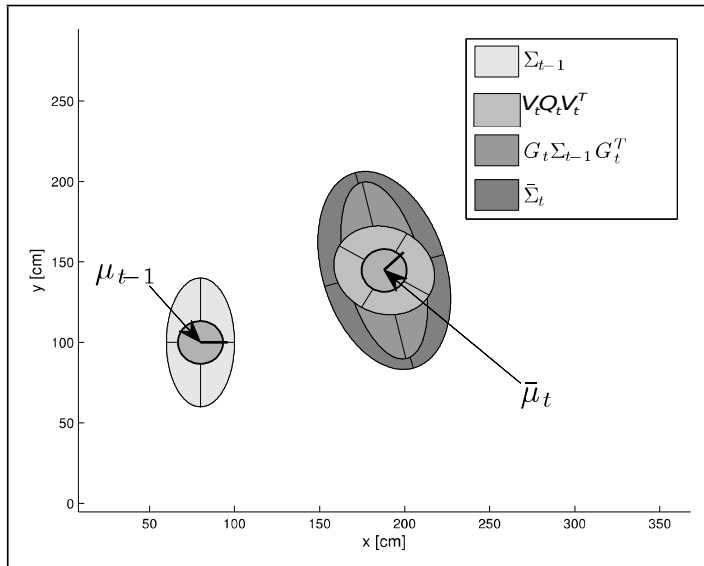
$$3. \quad S_t = H_t \bar{\Sigma}_t H_t^T + R_t \quad \text{Innovation covariance}$$

$$4. \quad K_t = \bar{\Sigma}_t H_t^T S_t^{-1} \quad \text{Kalman gain}$$

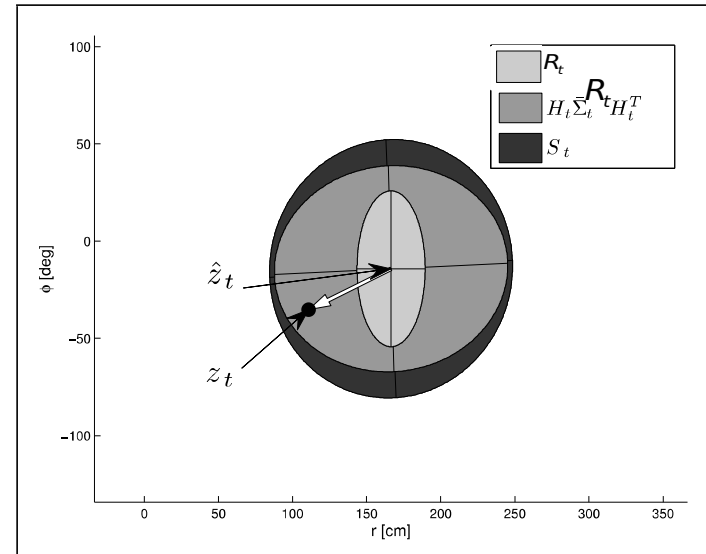
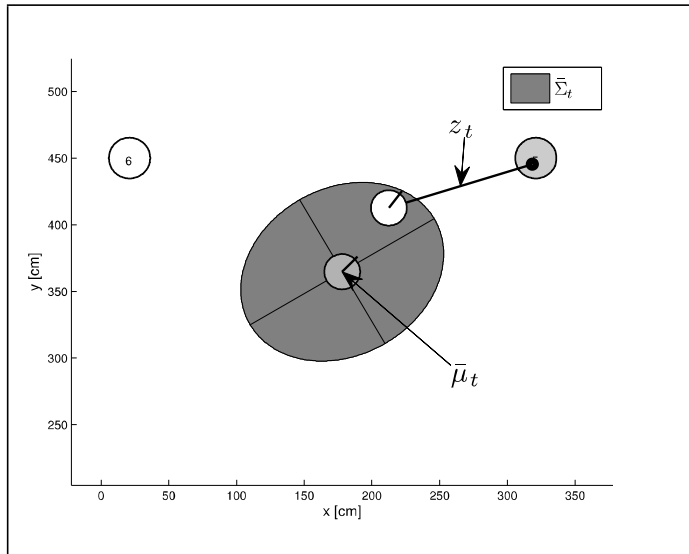
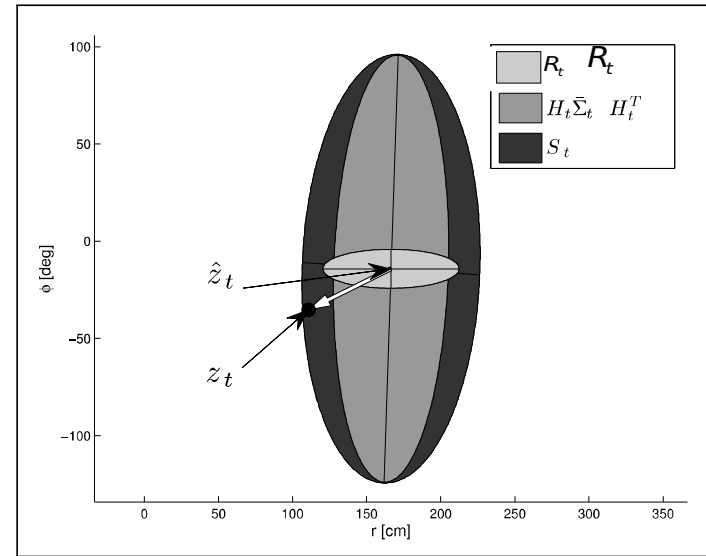
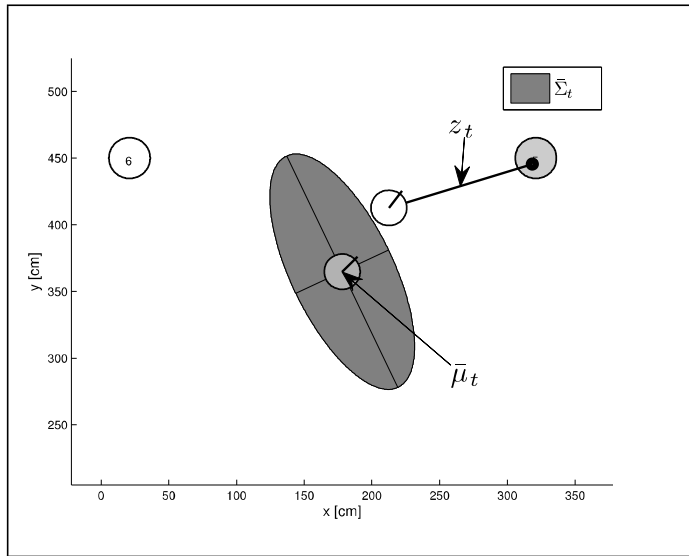
$$5. \quad \mu_t = \bar{\mu}_t + K_t (z_t - \hat{z}_t) \quad \text{Updated mean}$$

$$6. \quad \Sigma_t = (I - K_t H_t) \bar{\Sigma}_t \quad \text{Updated covariance}$$

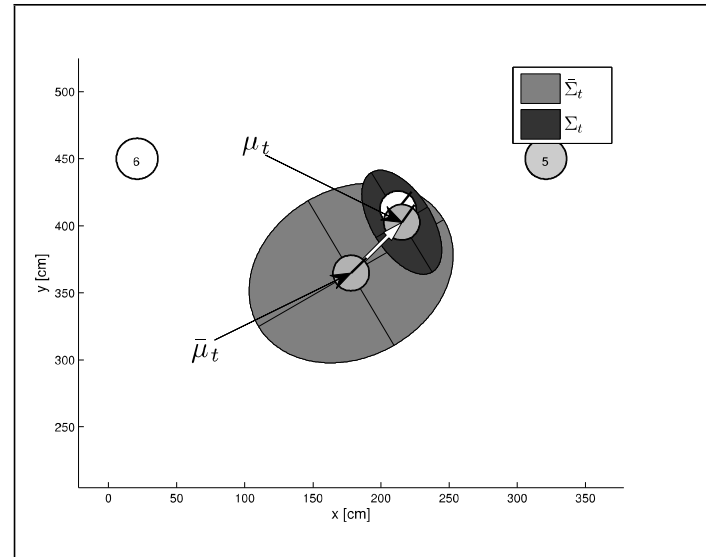
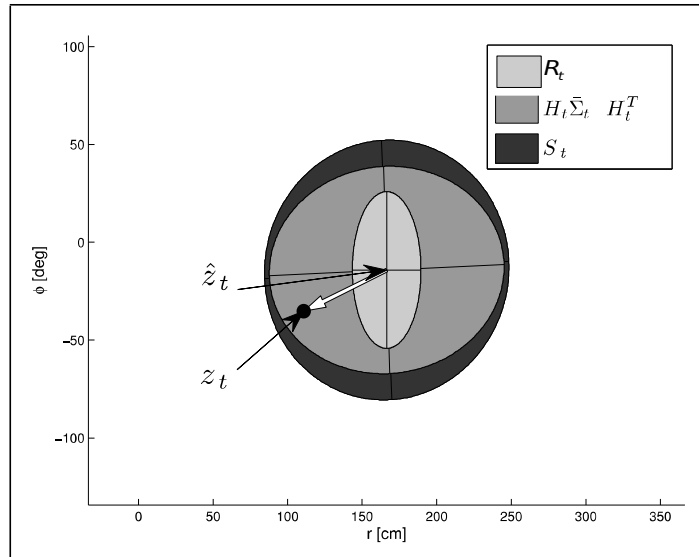
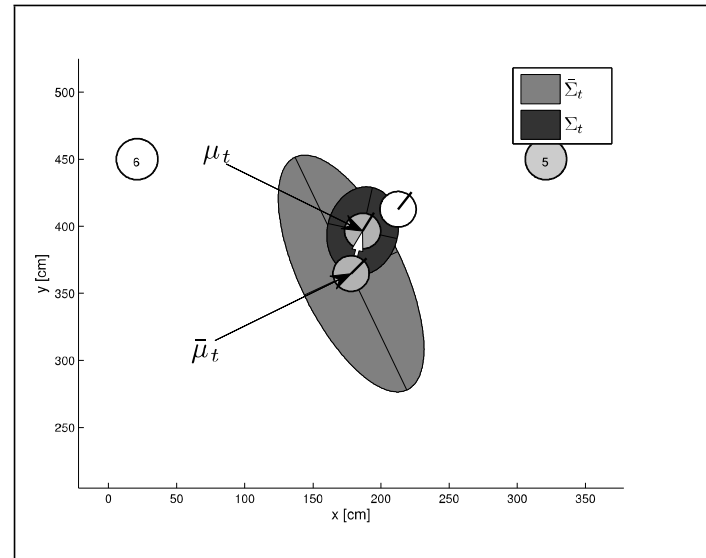
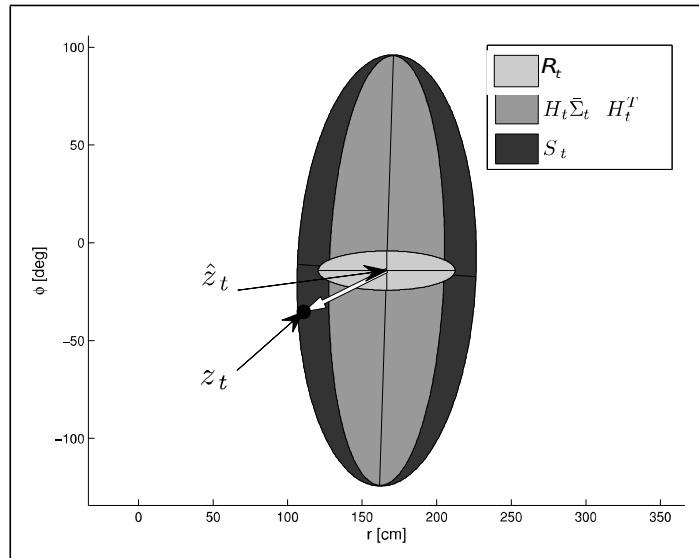
EKF Prediction Step Examples



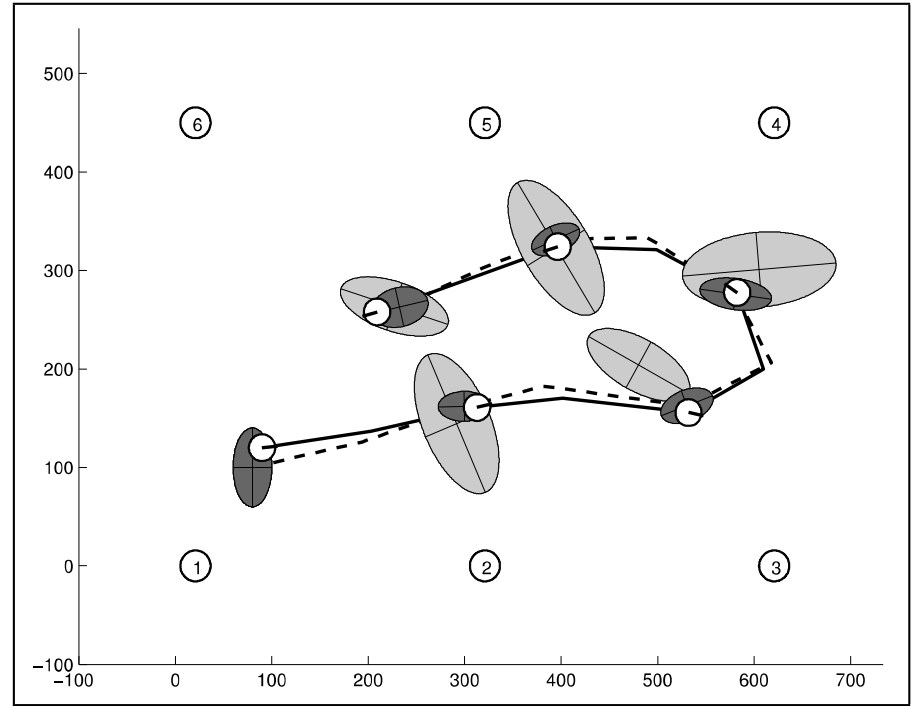
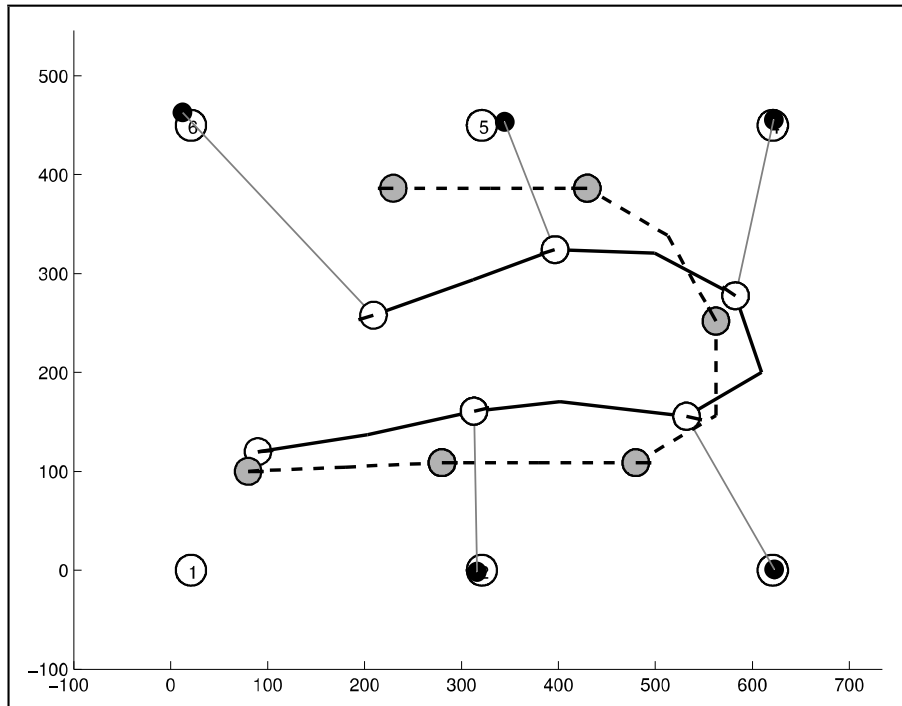
EKF Observation Prediction Step



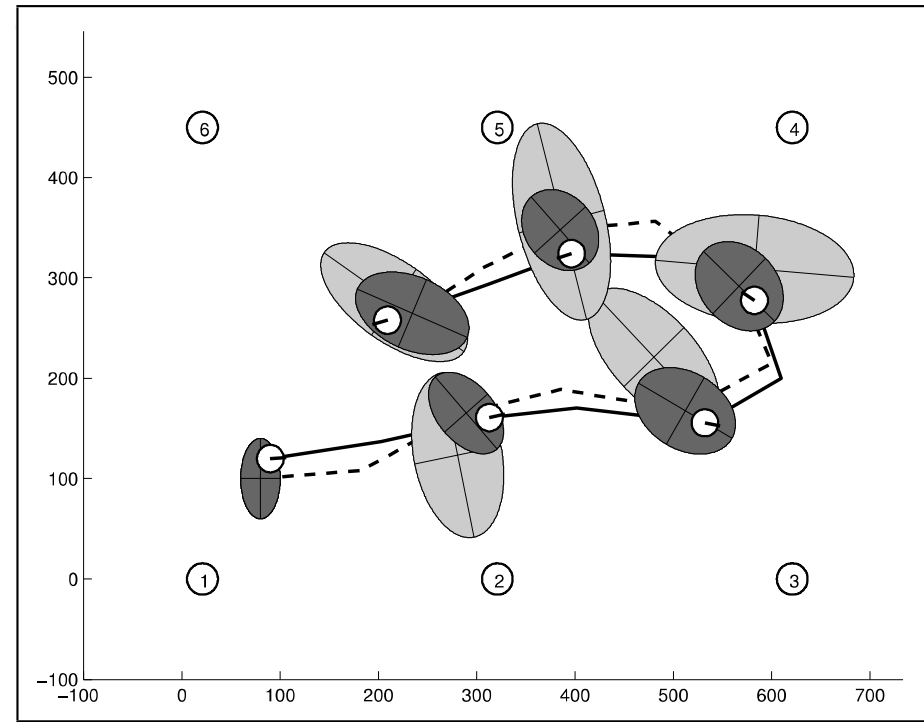
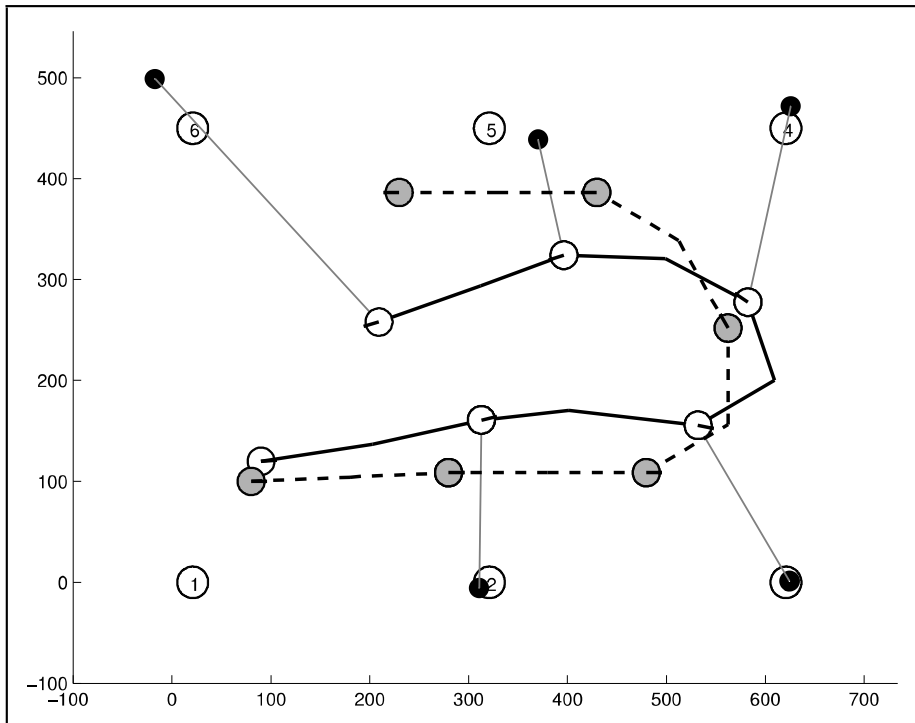
EKF Correction Step



Estimation Sequence (1)



Estimation Sequence (2)



Extended Kalman Filter

Summary

- The EKF is an ad-hoc solution to deal with non-linearities
- It performs local linearization in each step
- It works well in practice for moderate non-linearities (example: landmark localization)
- There exist better ways for dealing with non-linearities such as the unscented Kalman filter, called UKF
- Unlike the KF, the EKF in general is not an optimal estimator
- It is optimal if the measurement and the motion model are both linear, in which case the EKF reduces to the KF.