

Introduction to Mobile Robotics

SLAM: Simultaneous Localization and Mapping

Wolfram Burgard, Maren Bennewitz,
Diego Tipaldi, Luciano Spinello

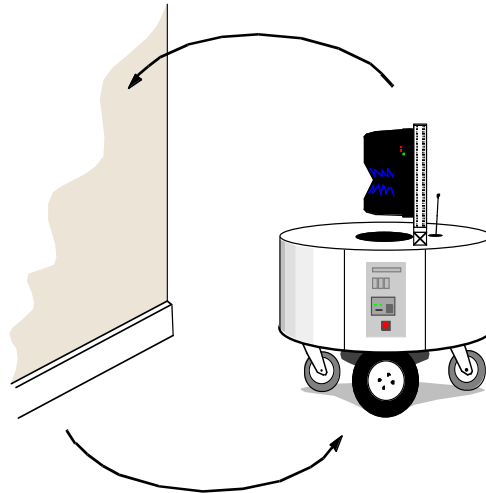


What is SLAM?

- Estimate the pose of a robot and the map of the environment at the same time
- SLAM is hard, because
 - a map is needed for localization and
 - a good pose estimate is needed for mapping
- **Localization:** inferring location given a map
- **Mapping:** inferring a map given locations
- **SLAM:** learning a map and locating the robot simultaneously

The SLAM Problem

- SLAM has long been regarded as a **chicken-or-egg** problem:
 - a map is needed for localization and
 - a pose estimate is needed for mapping




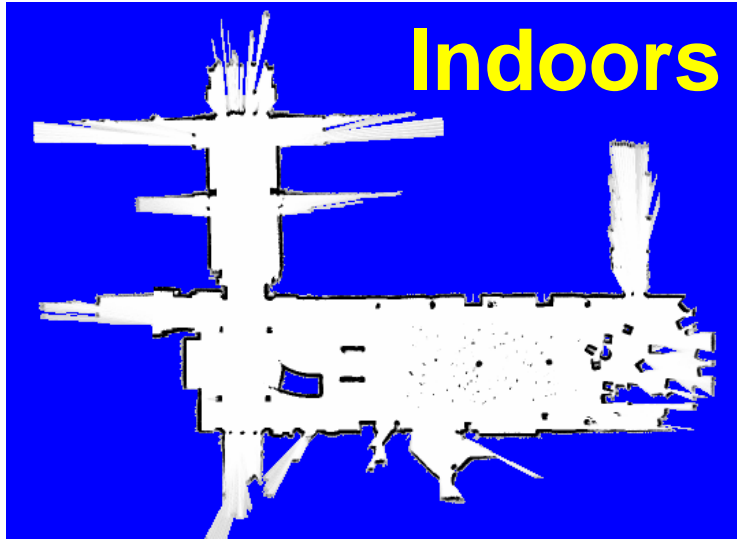
SLAM Applications

- SLAM is central to a range of indoor, outdoor, in-air and underwater applications for both manned and autonomous vehicles.

Examples:

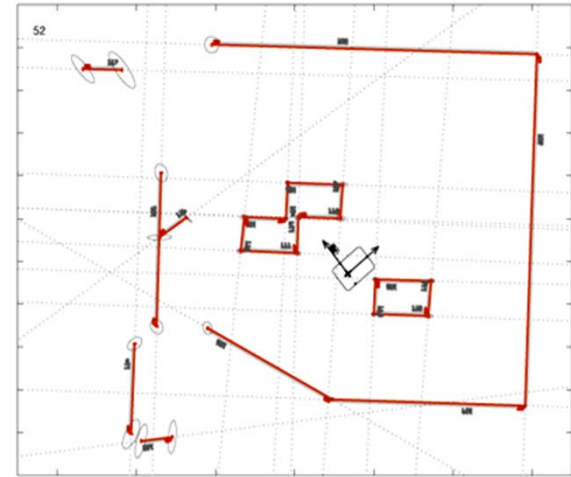
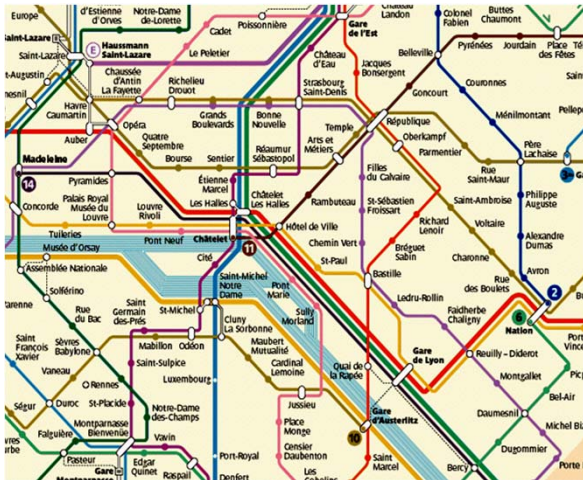
- At home: vacuum cleaner, lawn mower
- Air: surveillance with unmanned air vehicles
- Underwater: reef monitoring
- Underground: exploration of mines
- Space: terrain mapping for localization

SLAM Applications



Map Representations

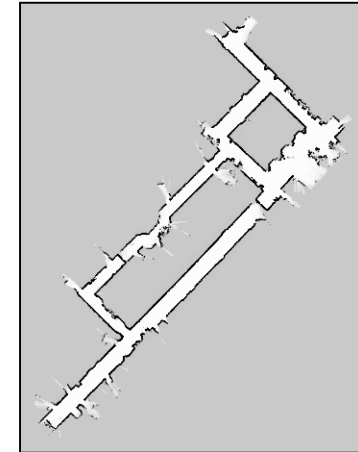

Examples: Subway map, city map, landmark-based map



Maps are **topological** and/or **metric models** of the environment

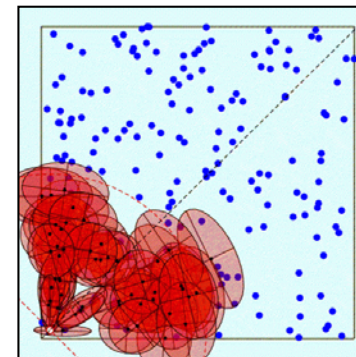
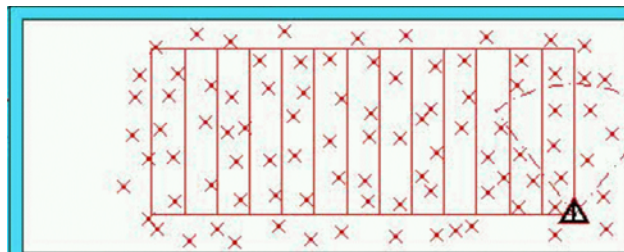
Map Representations in Robotics

- Grid maps or scans, 2d, 3d



[Lu & Milios, 97; Gutmann, 98; Thrun 98; Burgard, 99; Konolige & Gutmann, 00; Thrun, 00; Arras, 99; Haehnel, 01; Grisetti et al., 05; ...]

- Landmark-based



[Leonard et al., 98; Castelanos et al., 99; Dissanayake et al., 2001; Montemerlo et al., 2002; ...]

The SLAM Problem

- SLAM is considered a fundamental problem for robots to become truly autonomous
- Large variety of different SLAM approaches have been developed
- The majority uses probabilistic concepts
- History of SLAM dates back to the mid-eighties

Feature-Based SLAM

Given:

- The robot's controls

$$U_{1:k} = \{u_1, u_2, \dots, u_k\}$$

- Relative observations

$$Z_{1:k} = \{z_1, z_2, \dots, z_k\}$$

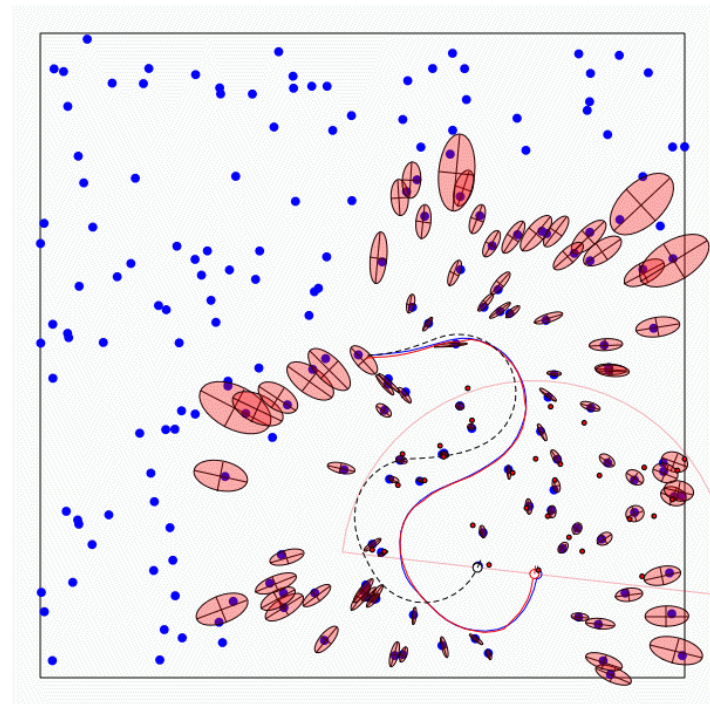
Wanted:

- Map of features

$$m = \{m_1, m_2, \dots, m_n\}$$

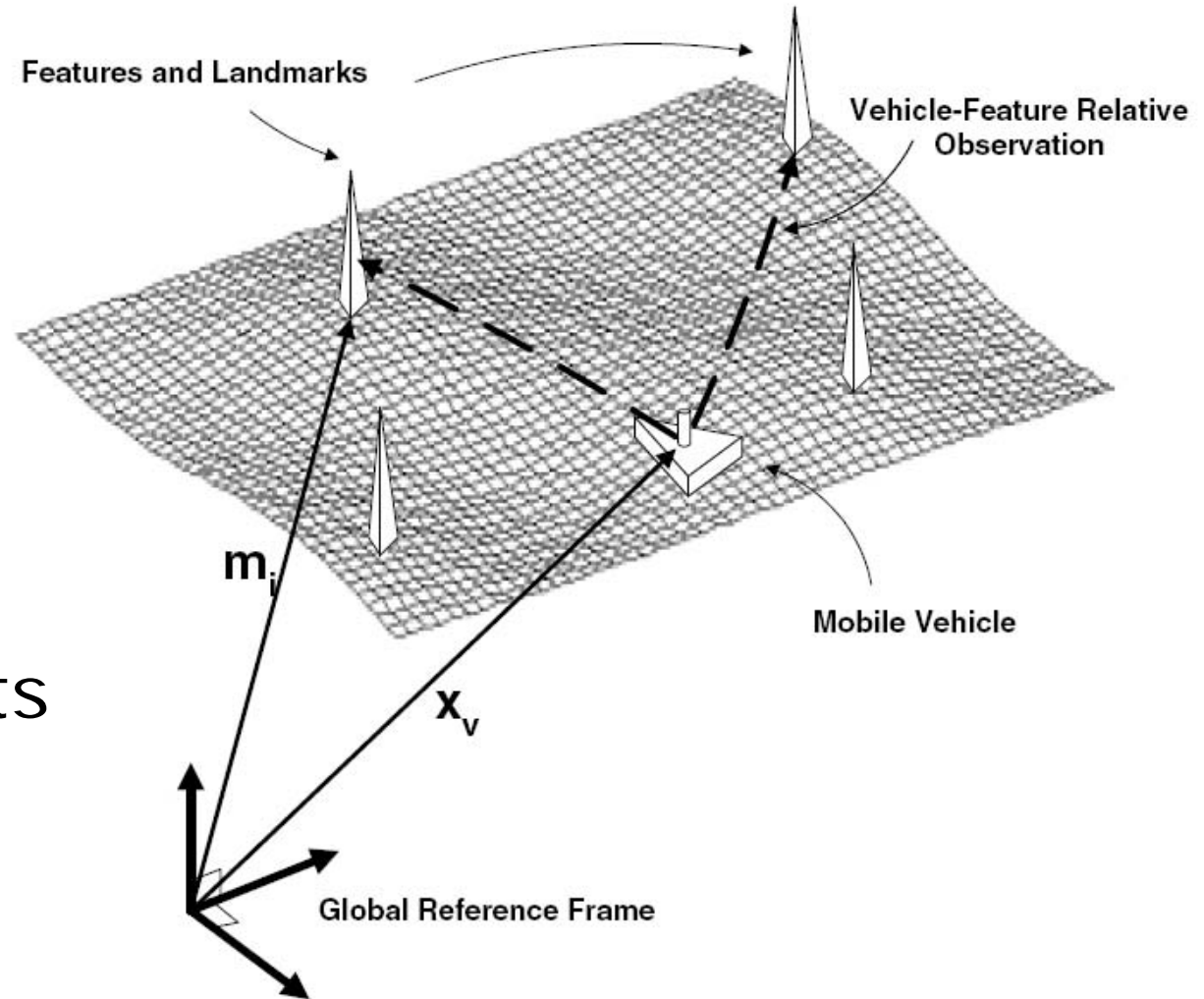
- Path of the robot

$$X_{1:k} = \{x_1, x_2, \dots, x_k\}$$



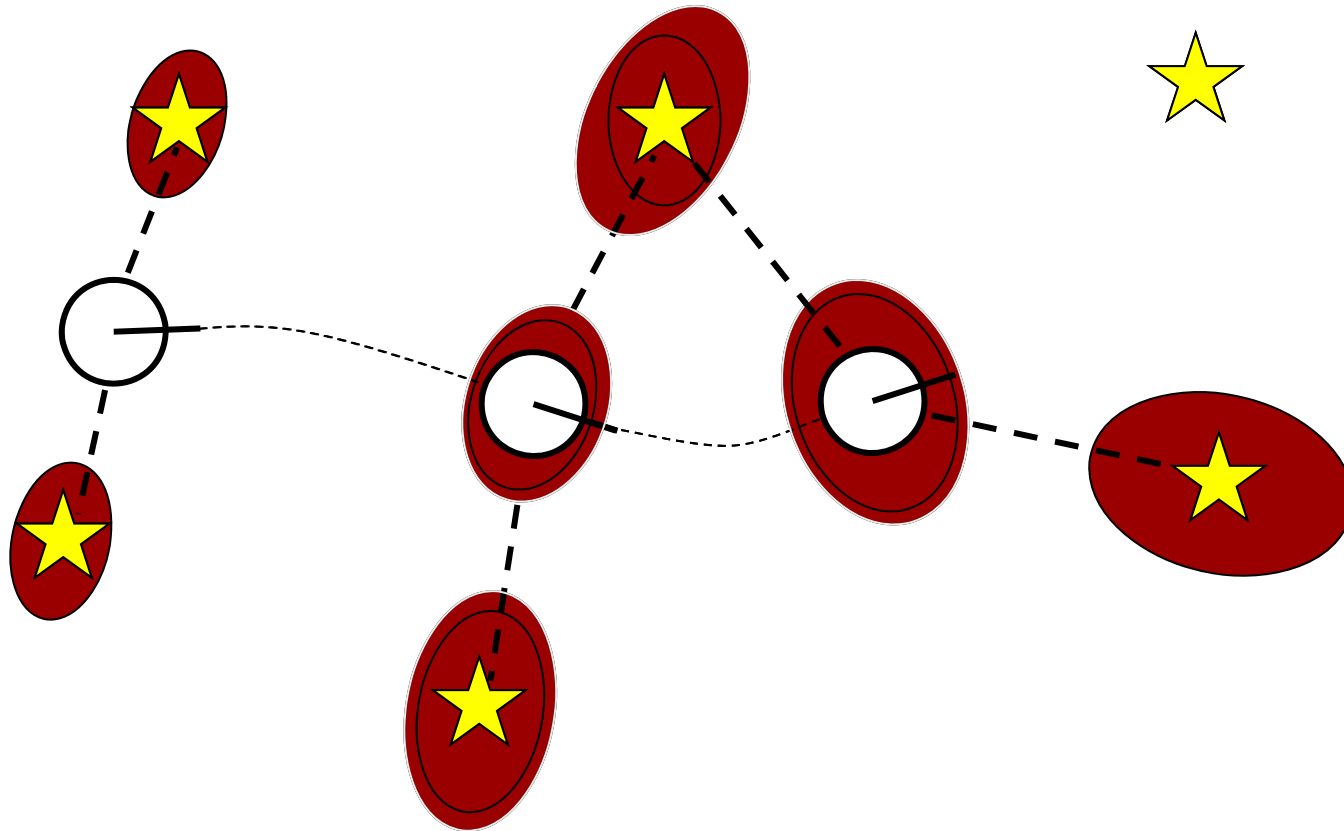
Feature-Based SLAM

- **Absolute** robot poses
- **Absolute** landmark positions
- But only **relative** measurements of landmarks



Why is SLAM a hard problem?

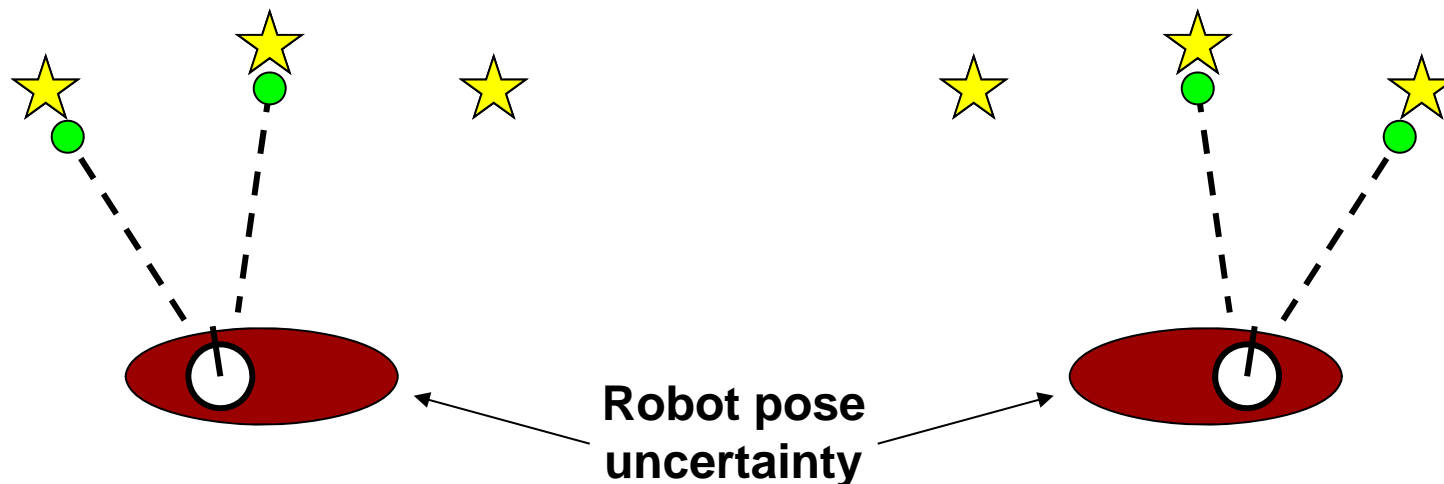
1. Robot path and map are both **unknown**



2. Errors in map and pose estimates correlated

Why is SLAM a hard problem?

- The **mapping between observations and landmarks is unknown**
- Picking **wrong** data associations can have **catastrophic** consequences (divergence)



SLAM: Simultaneous Localization And Mapping

- Full SLAM:

$$p(x_{0:t}, m \mid z_{1:t}, u_{1:t})$$

Estimates entire path and map!

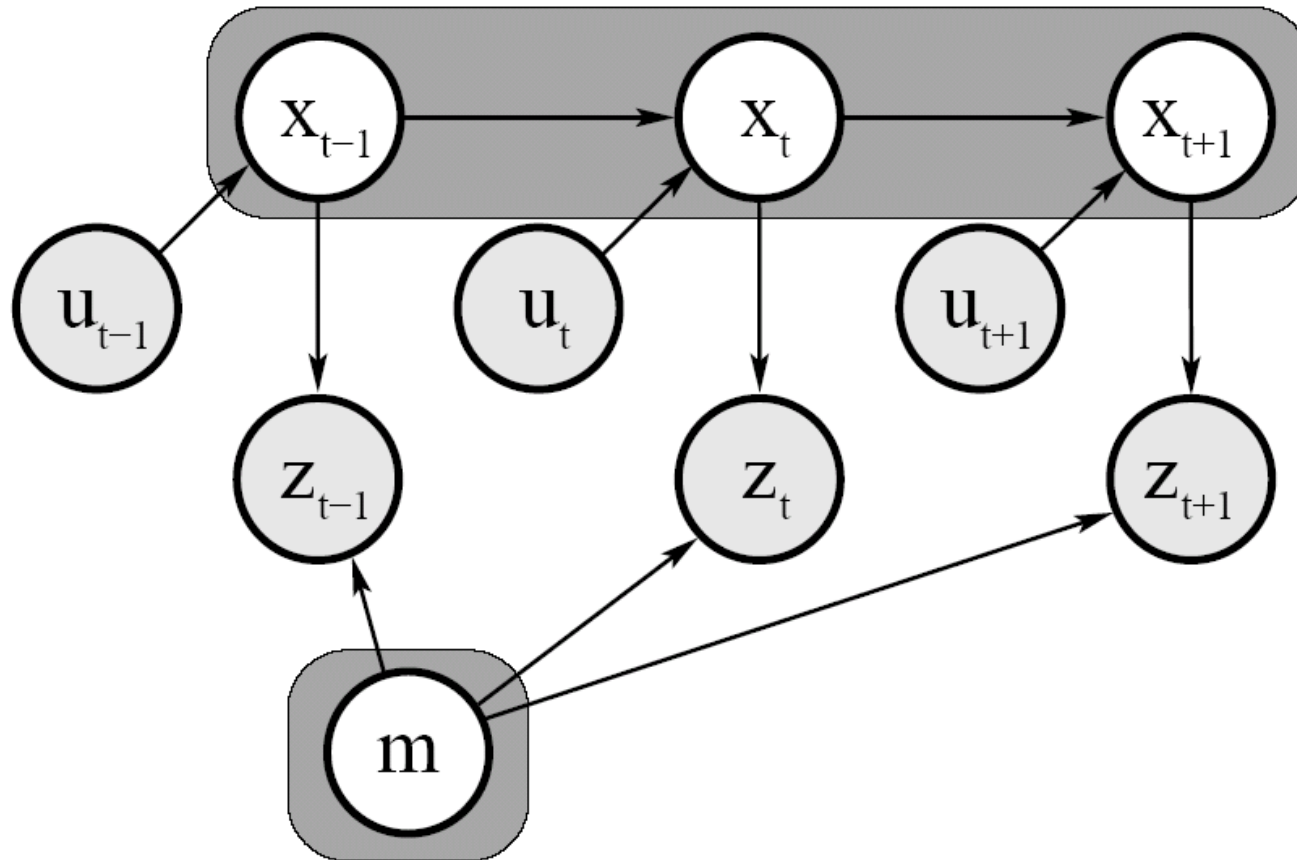
- Online SLAM:

$$p(x_t, m \mid z_{1:t}, u_{1:t}) = \int \int \dots \int p(x_{1:t}, m \mid z_{1:t}, u_{1:t}) dx_1 dx_2 \dots dx_{t-1}$$

Estimates most recent pose and map!

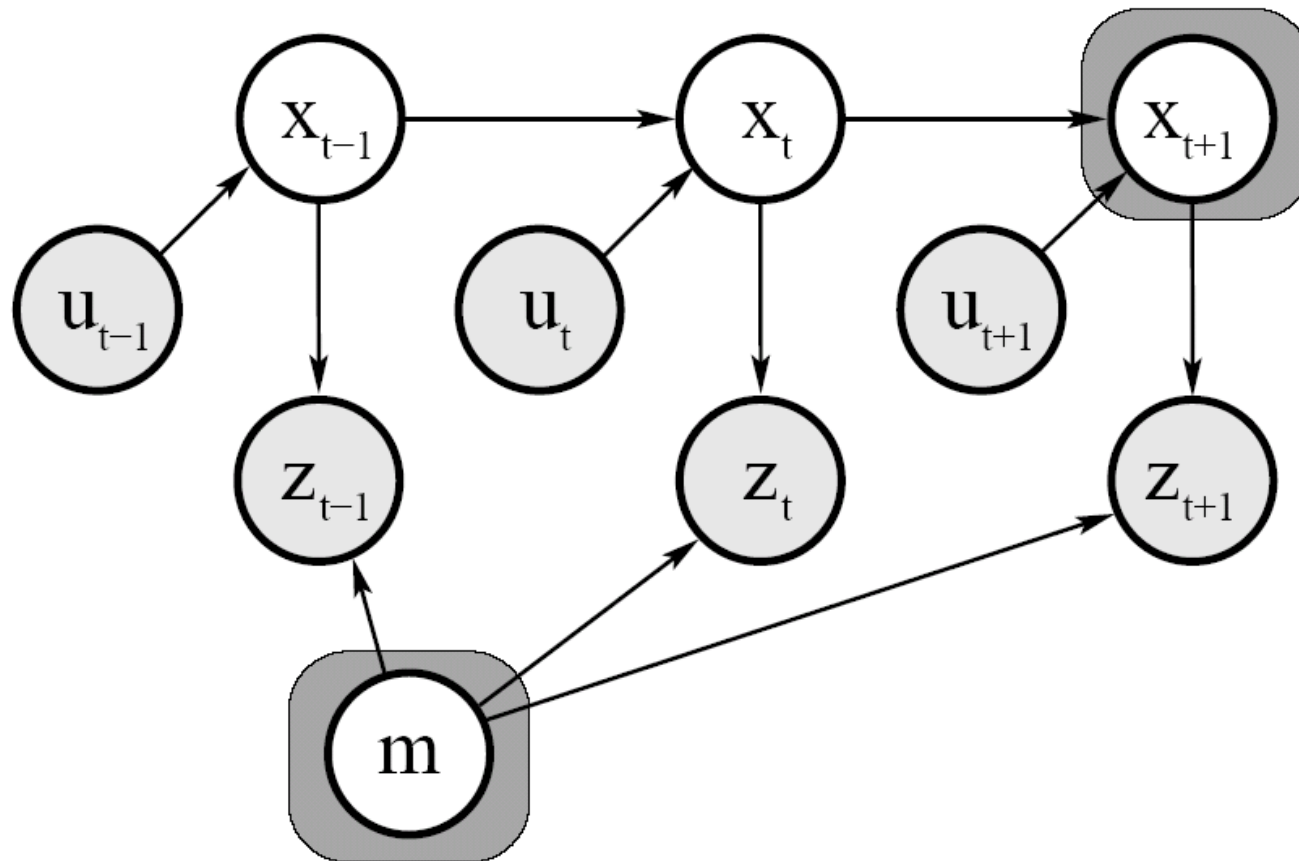
- Integrations (marginalization) typically done recursively, one at a time

Graphical Model of Full SLAM



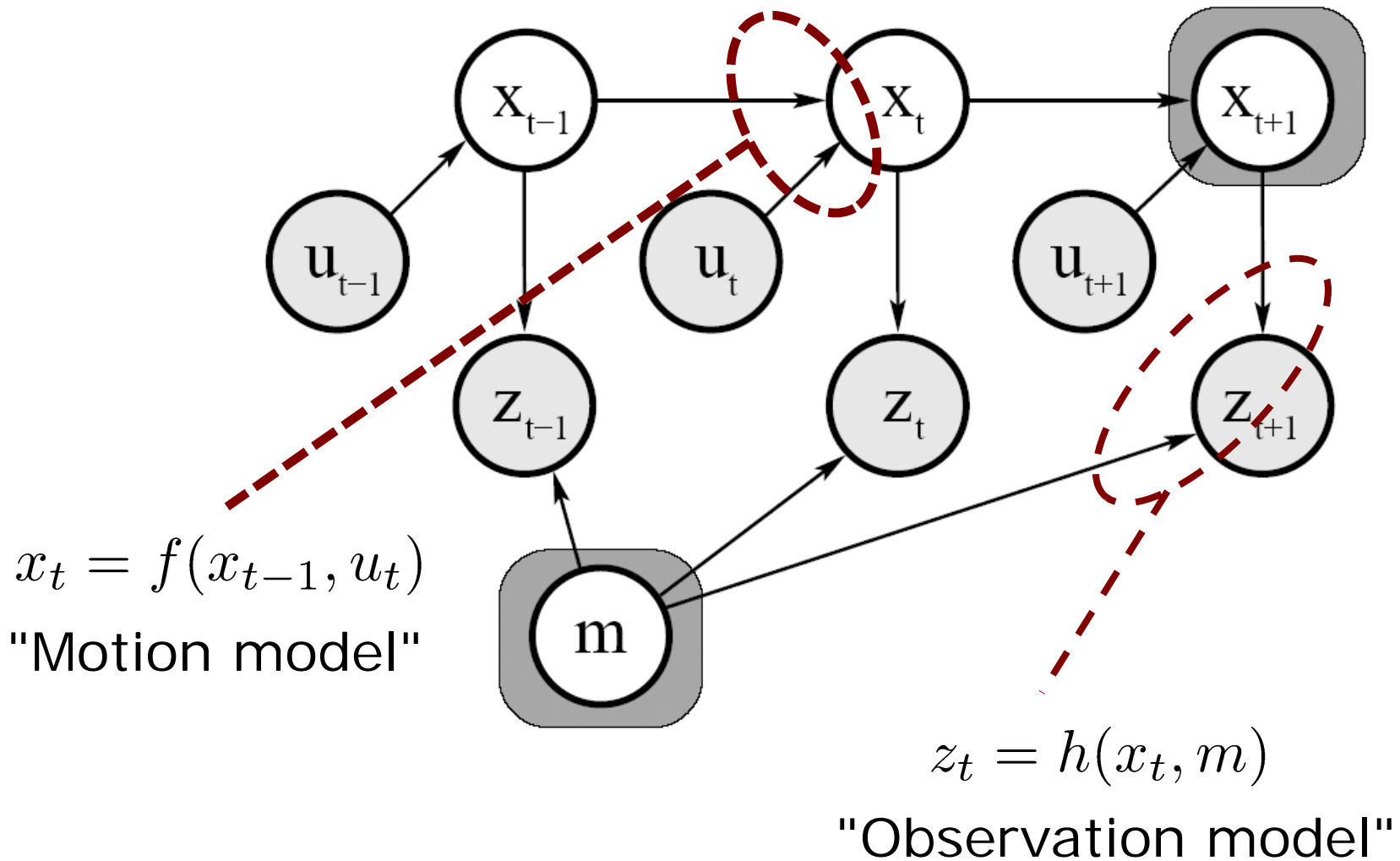
$$p(x_{1:t+1}, m \mid z_{1:t+1}, u_{1:t+1})$$

Graphical Model of Online SLAM



$$p(x_{t+1}, m \mid z_{1:t+1}, u_{1:t+1}) = \int \int \dots \int p(x_{1:t+1}, m \mid z_{1:t+1}, u_{1:t+1}) dx_1 dx_2 \dots dx_t$$

Motion and Observation Model



Remember the KF Algorithm

1. Algorithm **Kalman_filter**($\mu_{t-1}, \Sigma_{t-1}, u_t, z_t$):
2. Prediction:
3.
$$\bar{\mu}_t = A_t \mu_{t-1} + B_t u_t$$
4.
$$\bar{\Sigma}_t = A_t \Sigma_{t-1} A_t^T + R_t$$
5. Correction:
6.
$$K_t = \bar{\Sigma}_t C_t^T (C_t \bar{\Sigma}_t C_t^T + Q_t)^{-1}$$
7.
$$\mu_t = \bar{\mu}_t + K_t (z_t - C_t \bar{\mu}_t)$$
8.
$$\Sigma_t = (I - K_t C_t) \bar{\Sigma}_t$$
9. Return μ_t, Σ_t

EKF SLAM: State representation

- **Localization**

3x1 pose vector

3x3 cov. matrix

$$\mathbf{x}_k = \begin{bmatrix} x_k \\ y_k \\ \theta_k \end{bmatrix} \quad \Sigma_k = \begin{bmatrix} \sigma_x^2 & \sigma_{xy}^2 & \sigma_{x\theta}^2 \\ \sigma_{yx}^2 & \sigma_y^2 & \sigma_{y\theta}^2 \\ \sigma_{\theta x}^2 & \sigma_{\theta y}^2 & \sigma_\theta^2 \end{bmatrix}$$

- **SLAM**

Landmarks **simply extend** the state.

Growing state vector and covariance matrix!

$$\mathbf{x}_k = \begin{bmatrix} \mathbf{x}_R \\ \mathbf{m}_1 \\ \mathbf{m}_2 \\ \vdots \\ \mathbf{m}_n \end{bmatrix} \quad \Sigma_k = \begin{bmatrix} \Sigma_R & \Sigma_{RM_1} & \Sigma_{RM_2} & \cdots & \Sigma_{RM_n} \\ \Sigma_{M_1 R} & \Sigma_{M_1} & \Sigma_{M_1 M_2} & \cdots & \Sigma_{M_1 M_n} \\ \Sigma_{M_2 R} & \Sigma_{M_2 M_1} & \Sigma_{M_2} & \cdots & \Sigma_{M_2 M_n} \\ \vdots & \vdots & \vdots & \ddots & \vdots \\ \Sigma_{M_n R} & \Sigma_{M_n M_1} & \Sigma_{M_n M_2} & \cdots & \Sigma_{M_n} \end{bmatrix}$$

EKF SLAM: State representation

- Map with n landmarks: $(3 + 2n)$ -dimensional Gaussian

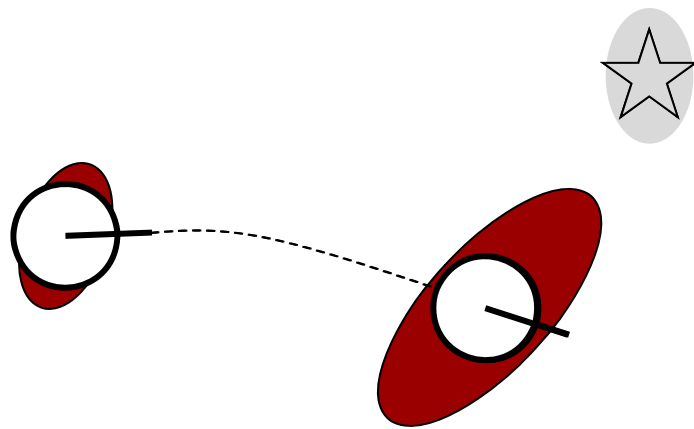
$$\underbrace{\begin{pmatrix} x \\ y \\ \theta \\ m_{1,x} \\ m_{1,y} \\ \vdots \\ m_{n,x} \\ m_{n,y} \end{pmatrix}}_{\mu} \quad \underbrace{\begin{pmatrix} \sigma_{xx} & \sigma_{xy} & \sigma_{x\theta} & \sigma_{xm_{1,x}} & \sigma_{xm_{1,y}} & \dots & \sigma_{xm_{n,x}} & \sigma_{xm_{n,y}} \\ \sigma_{yx} & \sigma_{yy} & \sigma_{y\theta} & \sigma_{ym_{1,x}} & \sigma_{ym_{1,y}} & \dots & \sigma_{m_{n,x}} & \sigma_{m_{n,y}} \\ \sigma_{\theta x} & \sigma_{\theta y} & \sigma_{\theta\theta} & \sigma_{\theta m_{1,x}} & \sigma_{\theta m_{1,y}} & \dots & \sigma_{\theta m_{n,x}} & \sigma_{\theta m_{n,y}} \\ \sigma_{m_{1,x}x} & \sigma_{m_{1,x}y} & \sigma_{\theta} & \sigma_{m_{1,x}m_{1,x}} & \sigma_{m_{1,x}m_{1,y}} & \dots & \sigma_{m_{1,x}m_{n,x}} & \sigma_{m_{1,x}m_{n,y}} \\ \sigma_{m_{1,y}x} & \sigma_{m_{1,y}y} & \sigma_{\theta} & \sigma_{m_{1,y}m_{1,x}} & \sigma_{m_{1,y}m_{1,y}} & \dots & \sigma_{m_{1,y}m_{n,x}} & \sigma_{m_{1,y}m_{n,y}} \\ \vdots & \vdots & \vdots & \vdots & \vdots & \ddots & \vdots & \vdots \\ \sigma_{m_{n,x}x} & \sigma_{m_{n,x}y} & \sigma_{\theta} & \sigma_{m_{n,x}m_{1,x}} & \sigma_{m_{n,x}m_{1,y}} & \dots & \sigma_{m_{n,x}m_{n,x}} & \sigma_{m_{n,x}m_{n,y}} \\ \sigma_{m_{n,y}x} & \sigma_{m_{n,y}y} & \sigma_{\theta} & \sigma_{m_{n,y}m_{1,x}} & \sigma_{m_{n,y}m_{1,y}} & \dots & \sigma_{m_{n,y}m_{n,x}} & \sigma_{m_{n,y}m_{n,y}} \end{pmatrix}}_{\Sigma}$$

- Can handle hundreds of dimensions

EKF SLAM: Filter Cycle

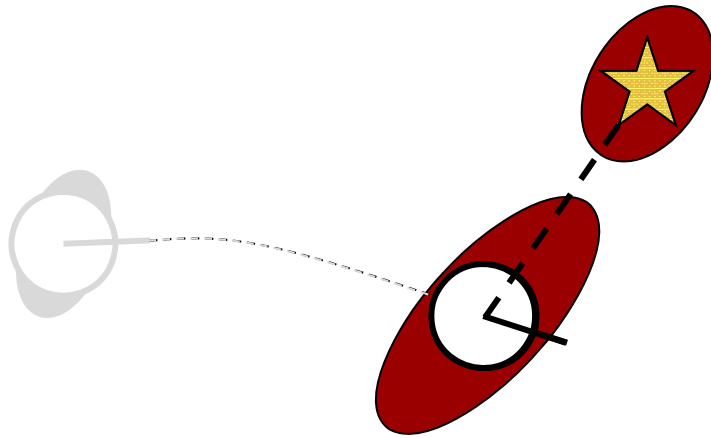
1. State prediction
2. Measurement prediction
3. Measurement
4. Data association
5. Update

EKF SLAM: State Prediction



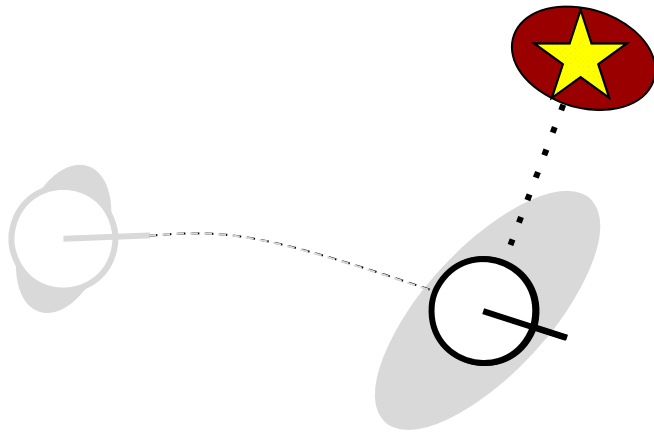
$$\underbrace{\begin{pmatrix} \mathbf{x}_R \\ m_1 \\ \vdots \\ m_n \end{pmatrix}}_{\mu} \quad \underbrace{\begin{pmatrix} \Sigma_{x_R x_R} & \Sigma_{x_R m_1} & \cdots & \Sigma_{x_R m_n} \\ \Sigma_{m_1 x_R} & \Sigma_{m_1 m_1} & \cdots & \Sigma_{m_1 m_n} \\ \vdots & \vdots & \ddots & \vdots \\ \Sigma_{m_n x_R} & \Sigma_{m_n m_1} & \cdots & \Sigma_{m_n m_n} \end{pmatrix}}_{\Sigma}$$

EKF SLAM: Measurement Prediction



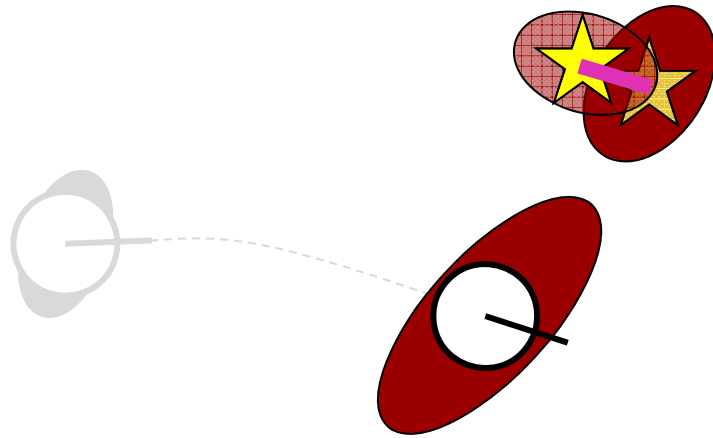
$$\underbrace{\begin{pmatrix} x_R \\ m_1 \\ \vdots \\ m_n \end{pmatrix}}_{\mu} \quad \underbrace{\begin{pmatrix} \Sigma_{x_R x_R} & \Sigma_{x_R m_1} & \cdots & \Sigma_{x_R m_n} \\ \Sigma_{m_1 x_R} & \Sigma_{m_1 m_1} & \cdots & \Sigma_{m_1 m_n} \\ \vdots & \vdots & \ddots & \vdots \\ \Sigma_{m_n x_R} & \Sigma_{m_n m_1} & \cdots & \Sigma_{m_n m_n} \end{pmatrix}}_{\Sigma}$$

EKF SLAM: Obtained Measurement



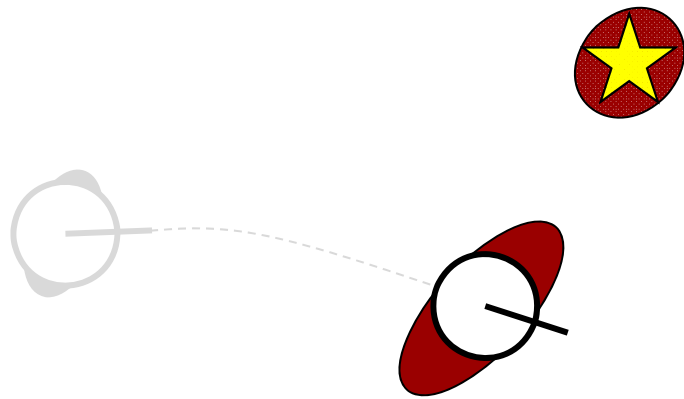
$$\underbrace{\begin{pmatrix} x_R \\ m_1 \\ \vdots \\ m_n \end{pmatrix}}_{\mu} \quad \underbrace{\begin{pmatrix} \Sigma_{x_R x_R} & \Sigma_{x_R m_1} & \cdots & \Sigma_{x_R m_n} \\ \Sigma_{m_1 x_R} & \Sigma_{m_1 m_1} & \cdots & \Sigma_{m_1 m_n} \\ \vdots & \vdots & \ddots & \vdots \\ \Sigma_{m_n x_R} & \Sigma_{m_n m_1} & \cdots & \Sigma_{m_n m_n} \end{pmatrix}}_{\Sigma}$$

EKF SLAM: Data Association



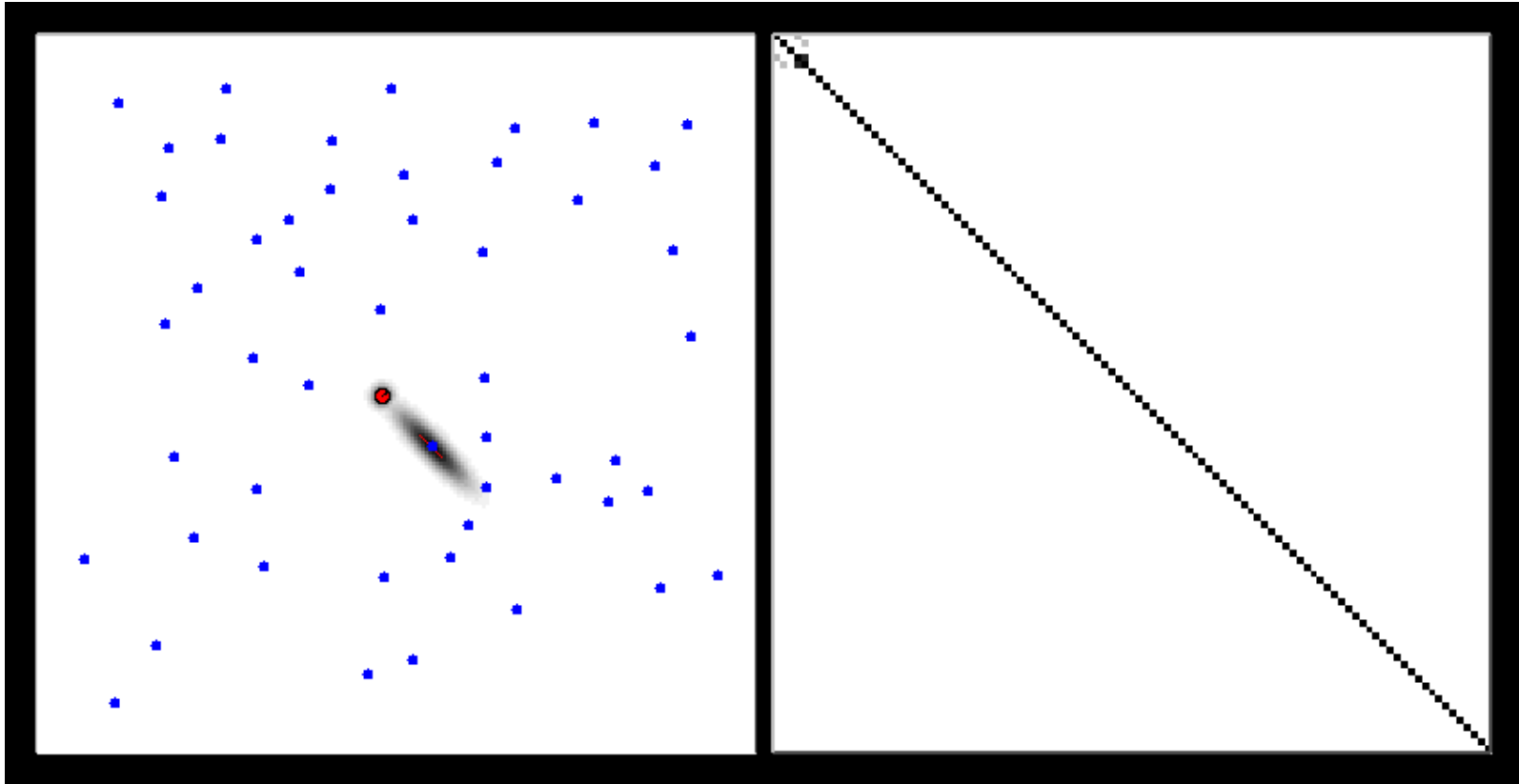
$$\underbrace{\begin{pmatrix} x_R \\ m_1 \\ \vdots \\ m_n \end{pmatrix}}_{\mu} \quad \underbrace{\begin{pmatrix} \Sigma_{x_R x_R} & \Sigma_{x_R m_1} & \cdots & \Sigma_{x_R m_n} \\ \Sigma_{m_1 x_R} & \Sigma_{m_1 m_1} & \cdots & \Sigma_{m_1 m_n} \\ \vdots & \vdots & \ddots & \vdots \\ \Sigma_{m_n x_R} & \Sigma_{m_n m_1} & \cdots & \Sigma_{m_n m_n} \end{pmatrix}}_{\Sigma}$$

EKF SLAM: Update Step



$$\underbrace{\begin{pmatrix} x_R \\ m_1 \\ \vdots \\ m_n \end{pmatrix}}_{\mu} \quad \underbrace{\begin{pmatrix} \Sigma_{x_R x_R} & \Sigma_{x_R m_1} & \cdots & \Sigma_{x_R m_n} \\ \Sigma_{m_1 x_R} & \Sigma_{m_1 m_1} & \cdots & \Sigma_{m_1 m_n} \\ \vdots & \vdots & \ddots & \vdots \\ \Sigma_{m_n x_R} & \Sigma_{m_n m_1} & \cdots & \Sigma_{m_n m_n} \end{pmatrix}}_{\Sigma}$$

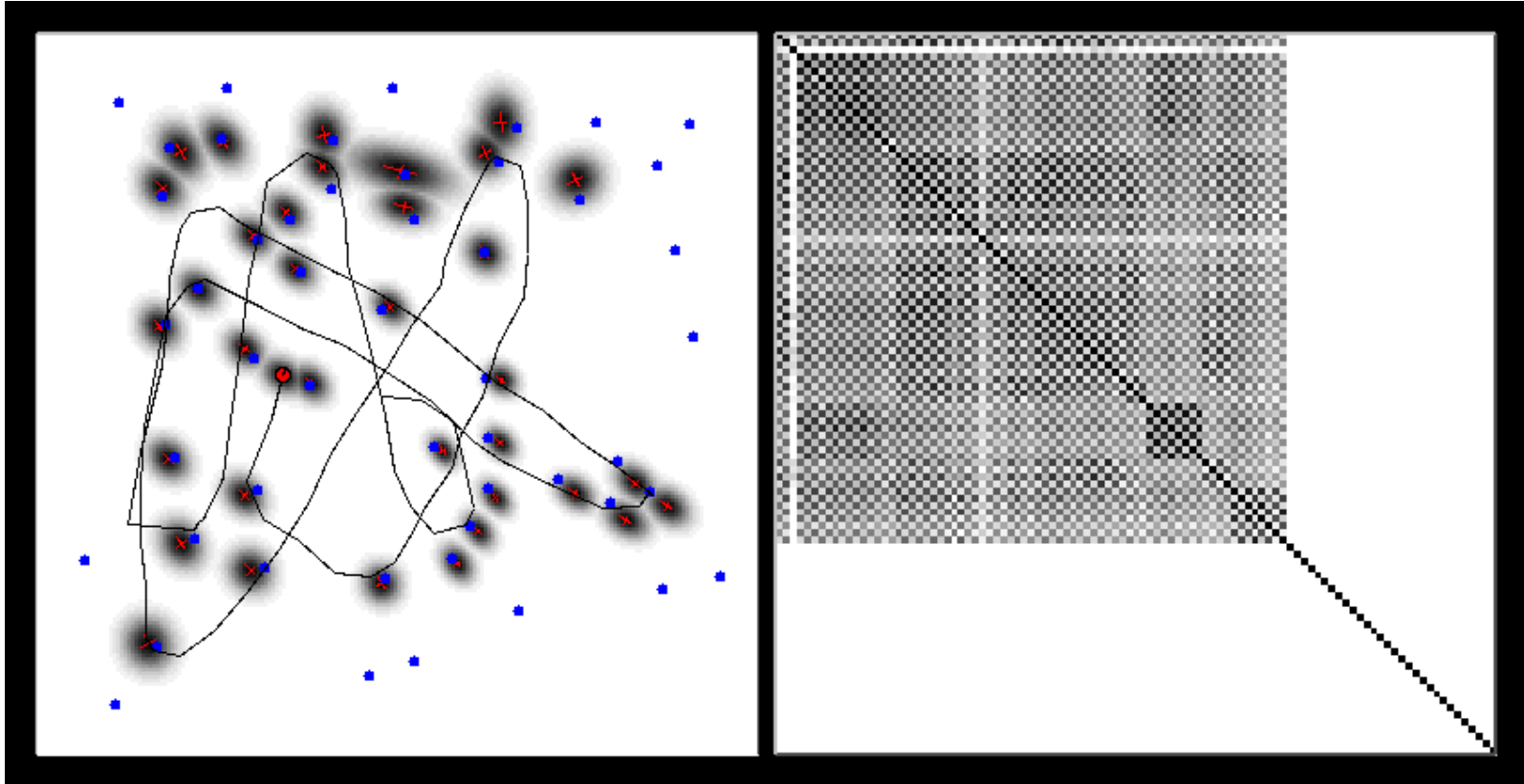
EKF SLAM



Map

Correlation matrix


EKF SLAM



Map

Correlation matrix

EKF SLAM



Map

Correlation matrix

EKF SLAM: Correlations Matter

- What if we neglected cross-correlations?

$$\Sigma_k = \begin{bmatrix} \Sigma_R & 0 & \cdots & 0 \\ 0 & \Sigma_{M_1} & \cdots & 0 \\ \vdots & \vdots & \ddots & \vdots \\ 0 & 0 & \cdots & \Sigma_{M_n} \end{bmatrix} \quad \begin{aligned} \Sigma_{RM_i} &= \mathbf{0}_{3 \times 2} \\ \Sigma_{M_i M_{i+1}} &= \mathbf{0}_{2 \times 2} \end{aligned}$$

EKF SLAM: Correlations Matter

- What if we neglected cross-correlations?

$$\Sigma_k = \begin{bmatrix} \Sigma_R & 0 & \cdots & 0 \\ 0 & \Sigma_{M_1} & \cdots & 0 \\ \vdots & \vdots & \ddots & \vdots \\ 0 & 0 & \cdots & \Sigma_{M_n} \end{bmatrix} \quad \begin{aligned} \Sigma_{RM_i} &= \mathbf{0}_{3 \times 2} \\ \Sigma_{M_i M_{i+1}} &= \mathbf{0}_{2 \times 2} \end{aligned}$$

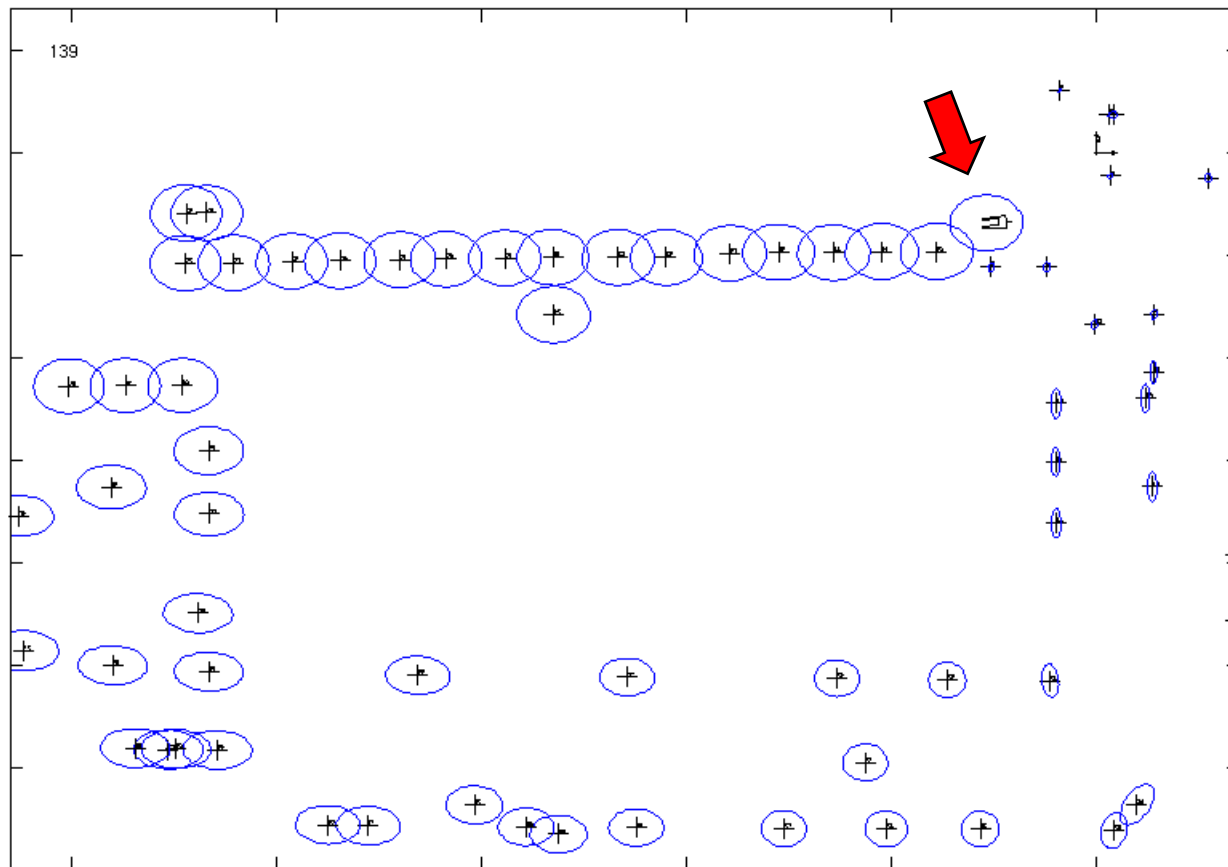
- Landmark and robot uncertainties would become overly optimistic
- Data association would fail
- Multiple map entries of the same landmark
- Inconsistent map

SLAM: Loop Closure

- **Recognizing an already mapped area**, typically after a long exploration path (the robot “closes a loop”)
- Structurally identical to data association, but
 - high levels of ambiguity
 - possibly useless validation gates
 - environment symmetries
- Uncertainties **collapse** after a loop closure (whether the closure was correct or not)

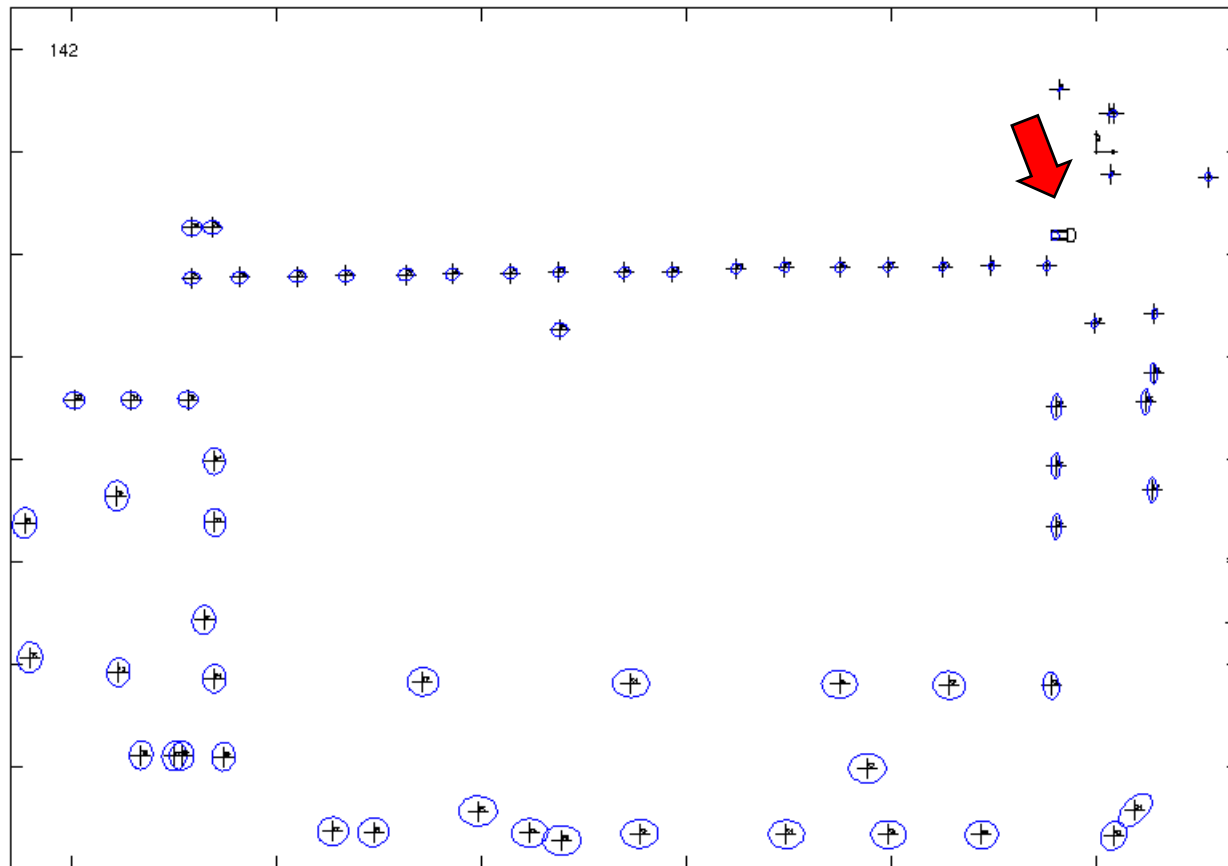
SLAM: Loop Closure

- Before loop closure



SLAM: Loop Closure

- After loop closure

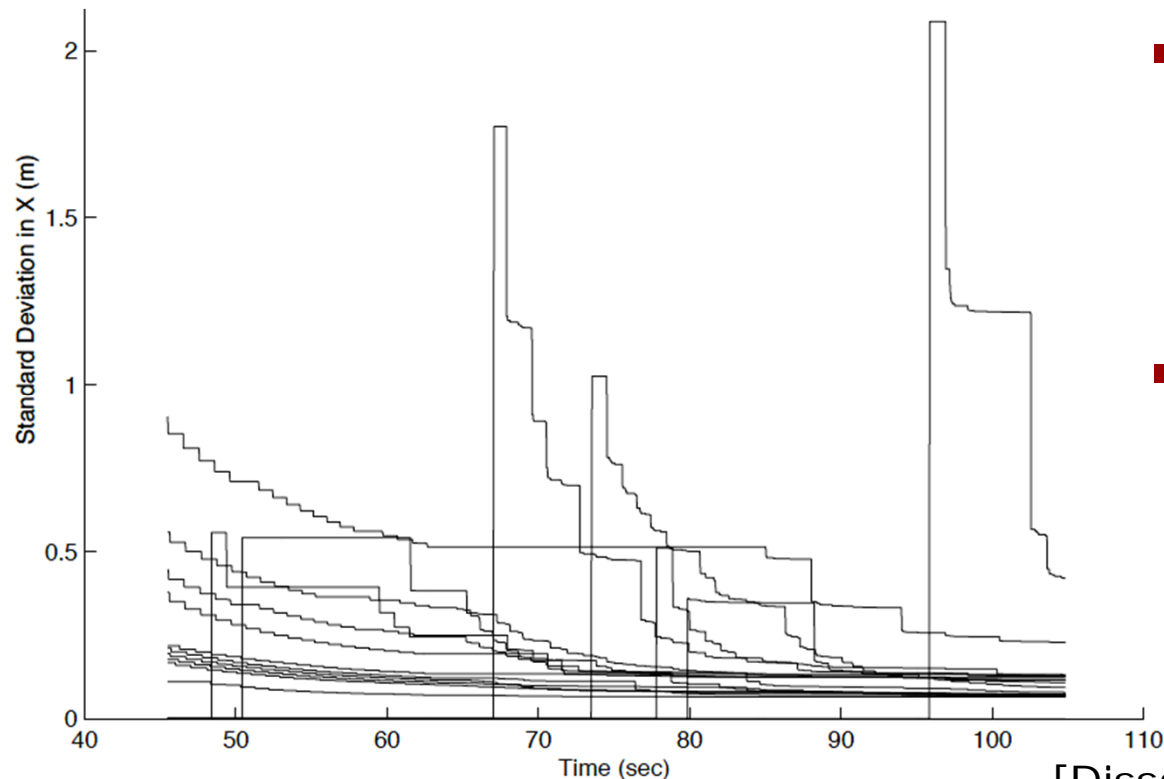


SLAM: Loop Closure

- By revisiting already mapped areas, uncertainties in robot and landmark estimates can be **reduced**
 - This can be exploited when **exploring** an environment for the sake of better (e.g. more accurate) maps
 - Exploration: the problem of ***where to acquire new information***
- See separate chapter on exploration

KF-SLAM Properties (Linear Case)

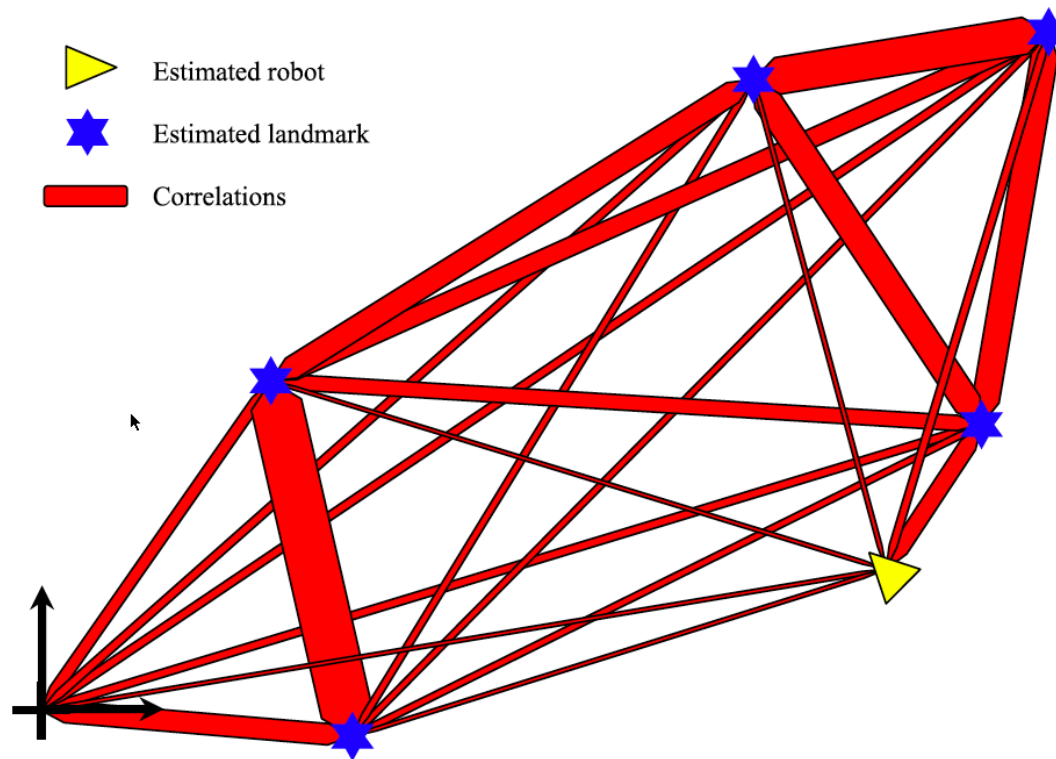
- The **determinant** of any sub-matrix of the map covariance matrix **decreases monotonically** as successive observations are made



- When a new landmark is initialized, its **uncertainty is maximal**
- Landmark uncertainty **decreases monotonically** with each new observation

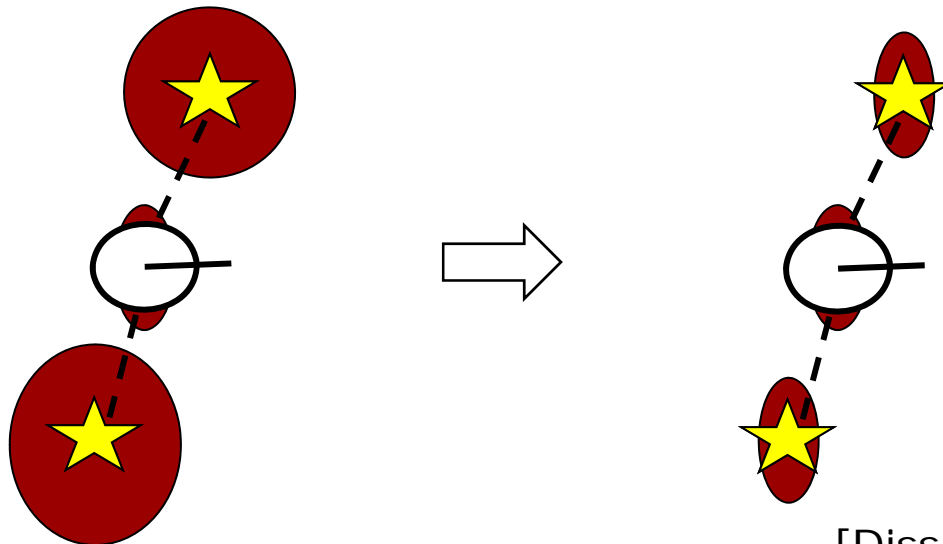
KF-SLAM Properties (Linear Case)

- In the limit, the landmark estimates become **fully correlated**



KF-SLAM Properties (Linear Case)

- In the limit, the **covariance** associated with any single landmark location estimate is determined only by the **initial covariance** in the vehicle location estimate.



EKF SLAM Example: Victoria Park Dataset

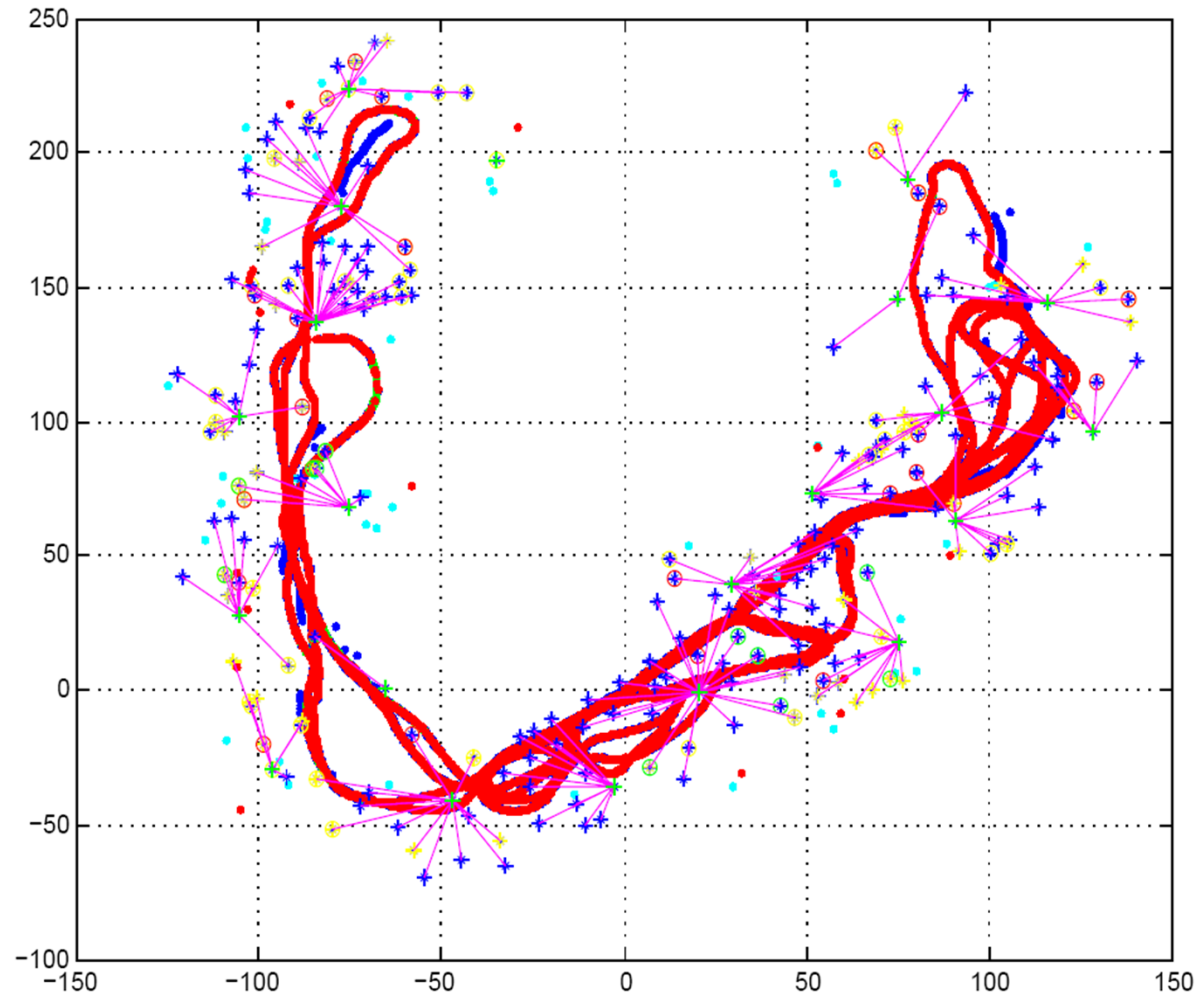


Victoria Park: Data Acquisition



[courtesy by E. Nebot]

Victoria Park: Estimated Trajectory



[courtesy by E. Nebot]

Victoria Park: Landmarks



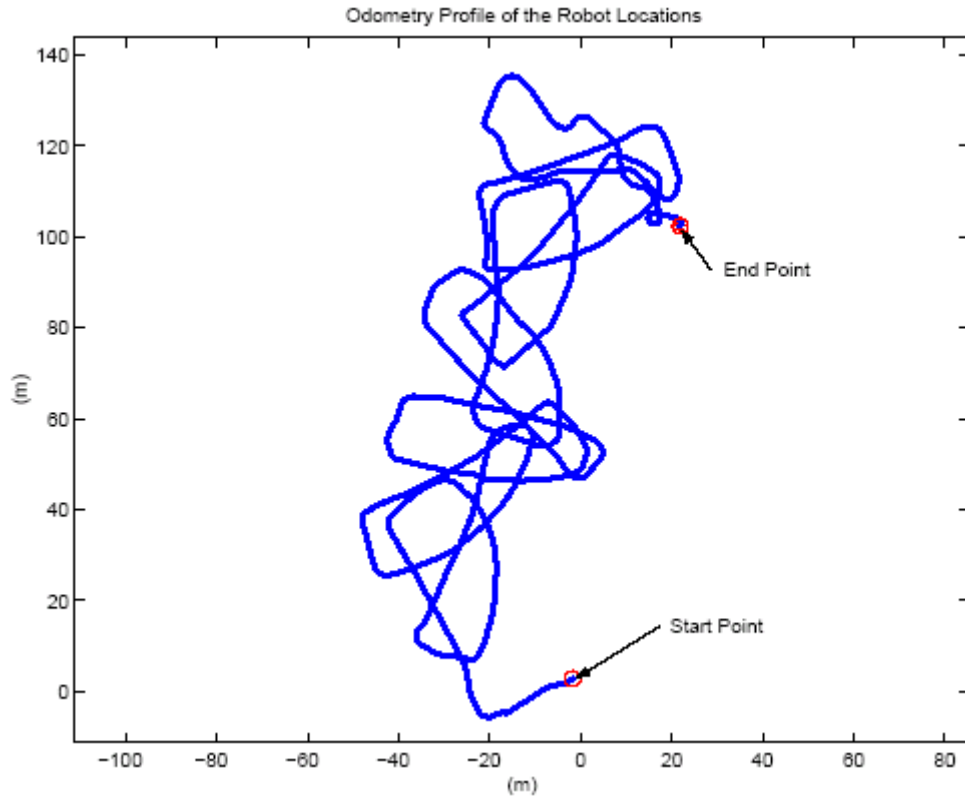
[courtesy by E. Nebot]

EKF SLAM Example: Tennis Court

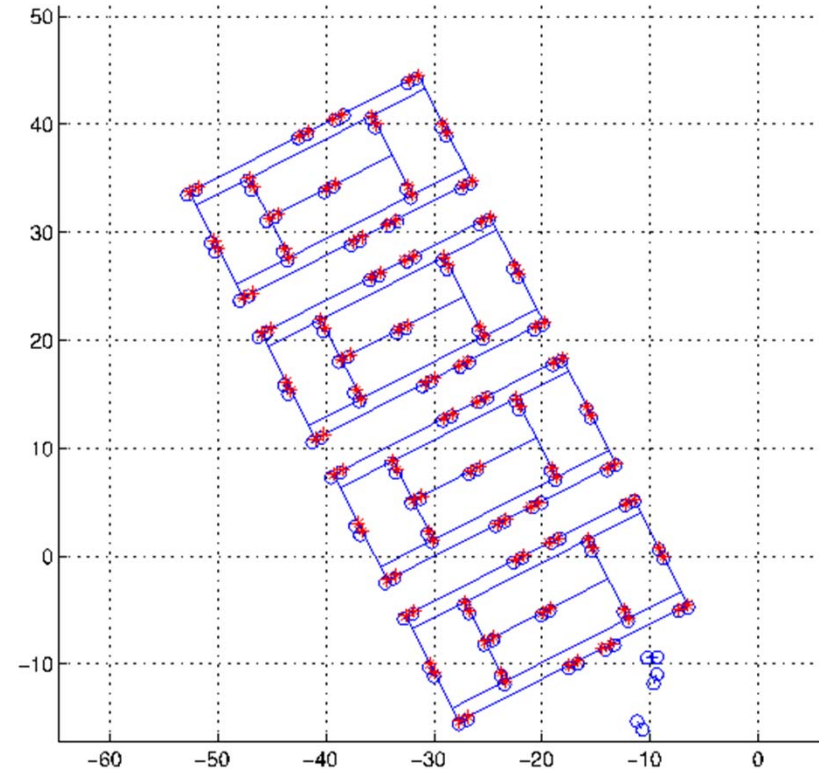


[courtesy by J. Leonard]

EKF SLAM Example: Tennis Court



odometry

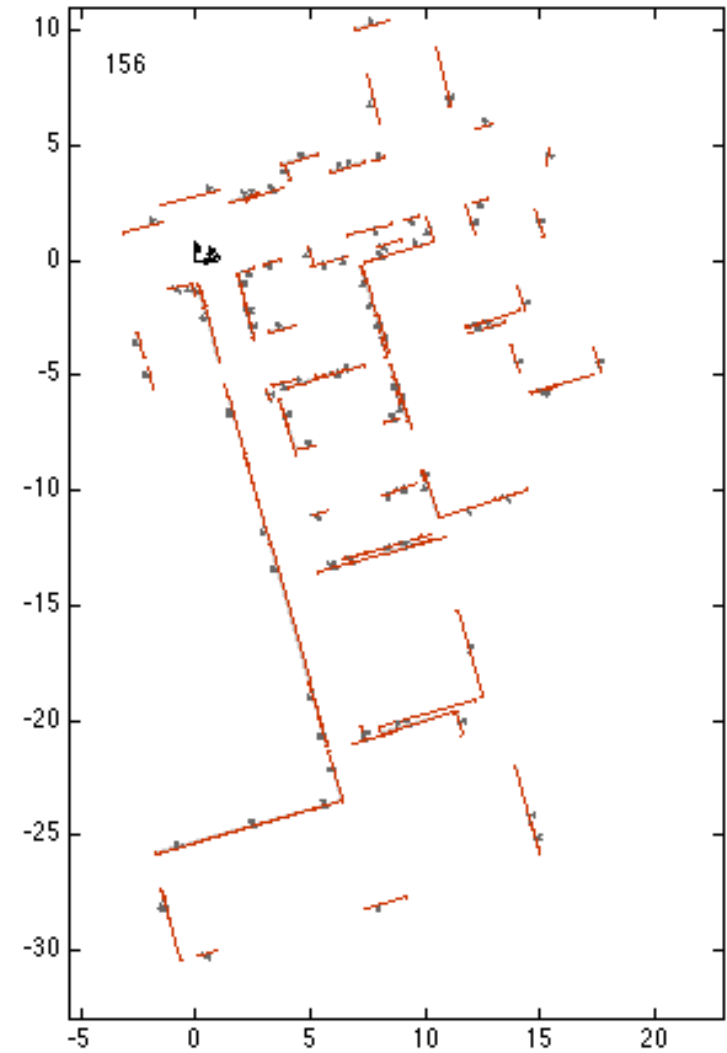
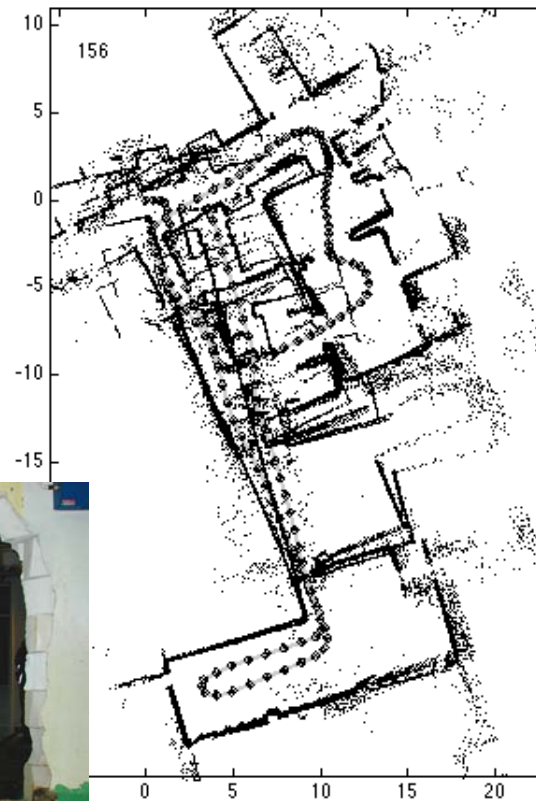


estimated trajectory

[courtesy by John Leonard]

EKF SLAM Example: Line Features

- KTH Bakery Data Set



EKF-SLAM: Complexity

- Cost per step: quadratic in n , the number of landmarks: $O(n^2)$
- Total cost to build a map with n landmarks: $O(n^3)$
- Memory consumption: $O(n^2)$
- Problem: becomes computationally intractable for large maps!
- There exists variants to circumvent these problems

SLAM Techniques

- EKF SLAM
- FastSLAM
- Graph-based SLAM
- Topological SLAM
(mainly place recognition)
- Scan Matching / Visual Odometry
(only locally consistent maps)
- Approximations for SLAM: Local submaps, Sparse extended information filters, Sparse links, Thin junction tree filters, etc.
- ...

EKF-SLAM: Summary

- The first SLAM solution
- Convergence proof for linear Gaussian case
- Can diverge if nonlinearities are large (and the real world is nonlinear ...)
- Can deal only with a single mode
- Successful in medium-scale scenes
- Approximations exist to reduce the computational complexity