

Introduction to Mobile Robotics

Wheeled Locomotion

Wolfram Burgard, Cyrill Stachniss,
Maren Bennewitz, Kai Arras

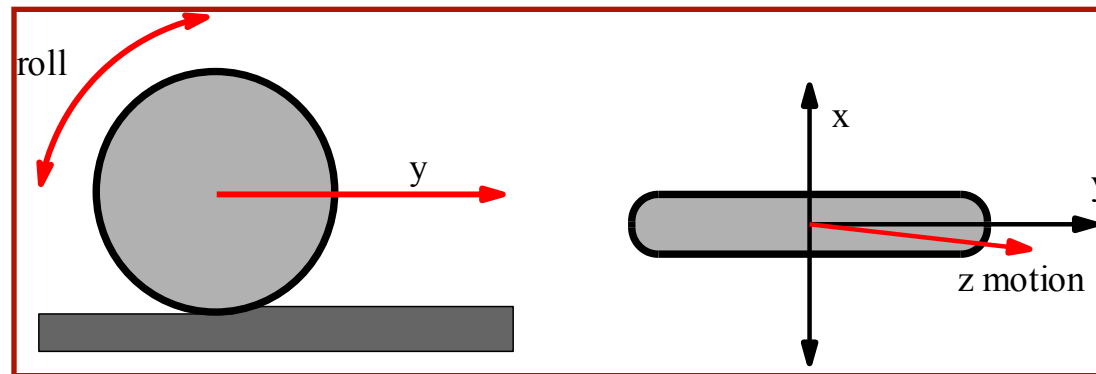


Locomotion of Wheeled Robots

Locomotion (Oxford Dict.):

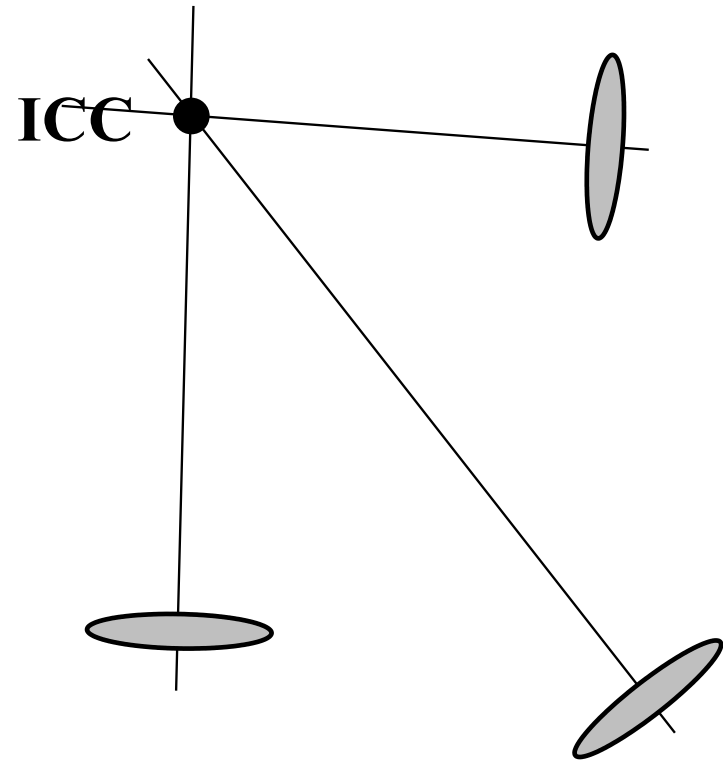
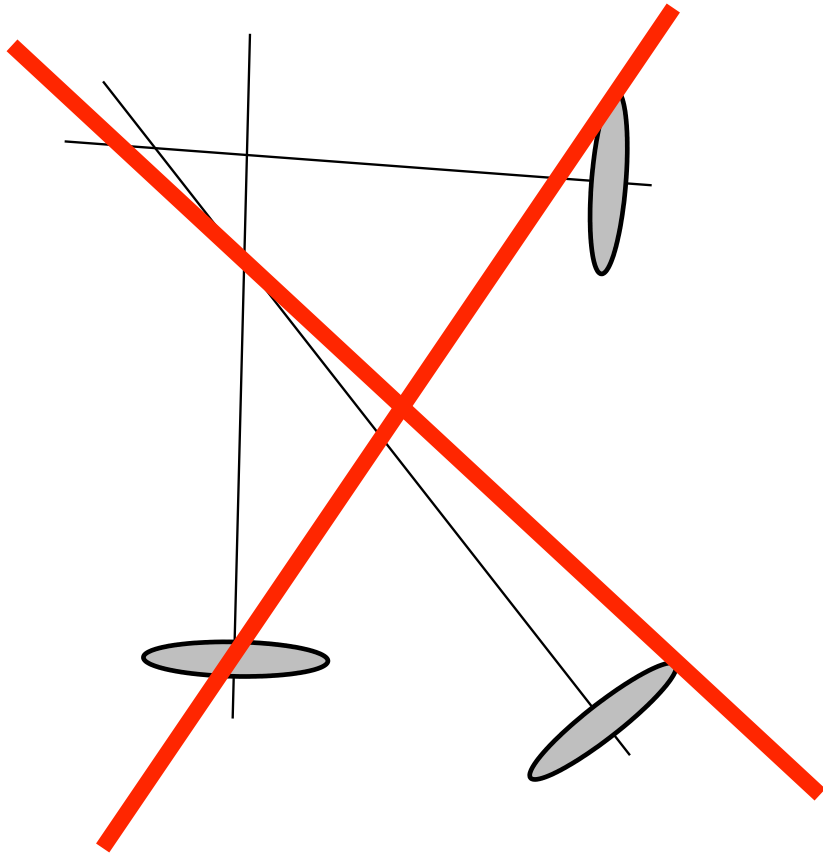
Power of motion from place to place

- Differential drive (AmigoBot, Pioneer 2-DX)
- Car drive (Ackerman steering)
- Synchronous drive (B21)
- XR4000
- Mecanum wheels



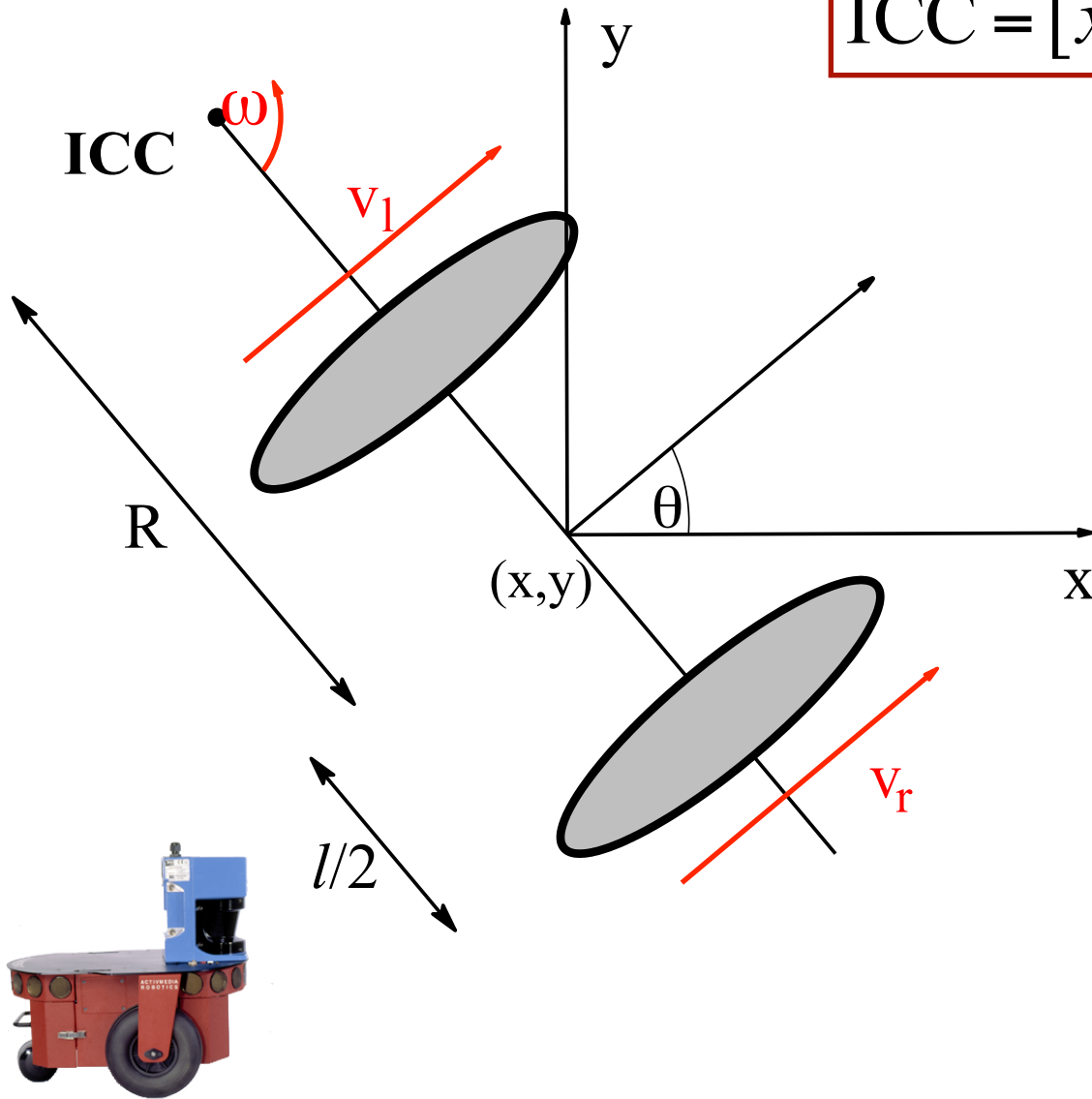
we also allow wheels to rotate around the z axis

Instantaneous Center of Curvature



- For rolling motion to occur, each wheel has to move along its y-axis

Differential Drive



$$\text{ICC} = [x - R \sin \theta, y + R \cos \theta]$$

$$\omega(R + l/2) = v_r$$

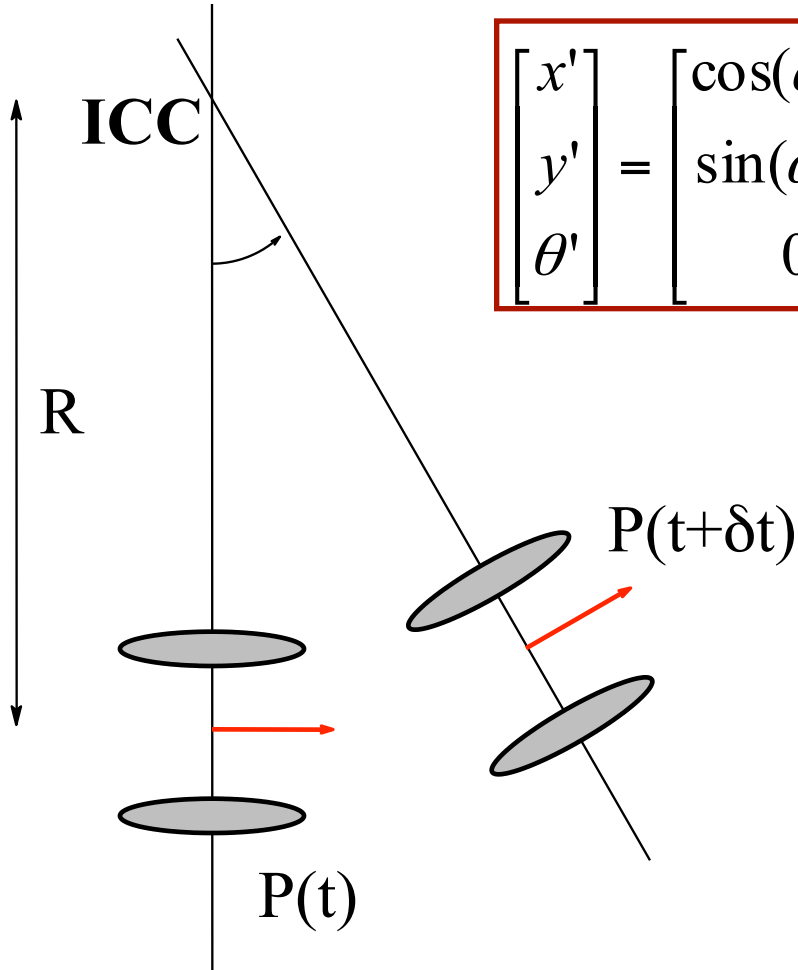
$$\omega(R - l/2) = v_l$$

$$R = \frac{l (v_l + v_r)}{2 (v_r - v_l)}$$

$$\omega = \frac{v_r - v_l}{l}$$

$$v = \frac{v_r + v_l}{2}$$

Differential Drive: Forward Kinematics



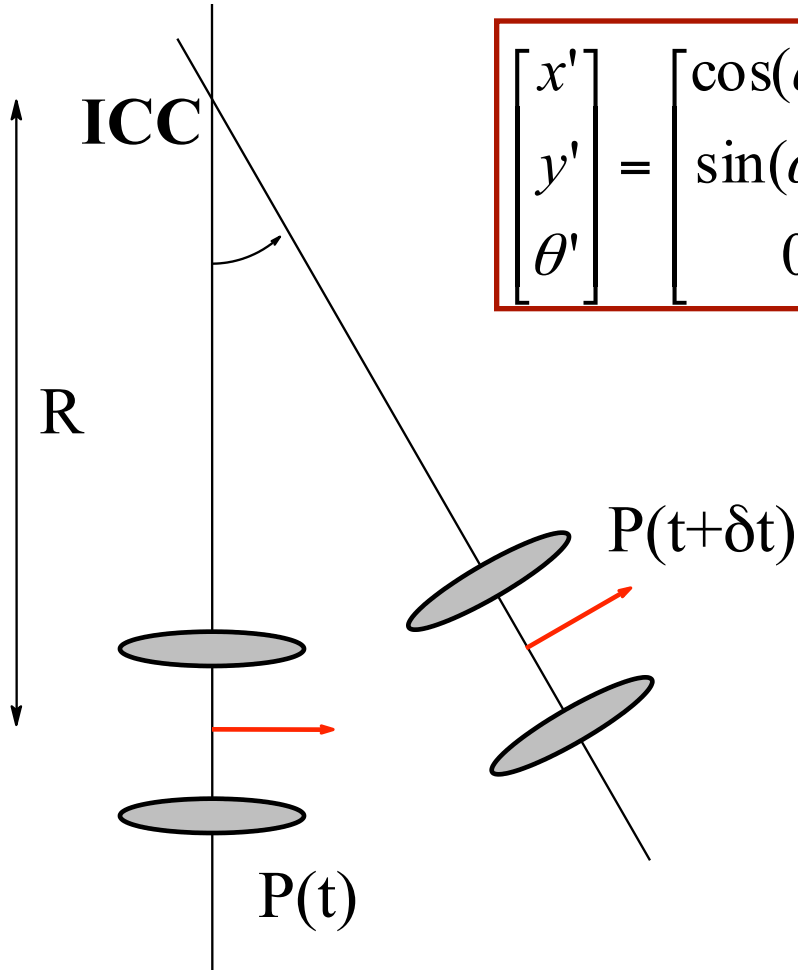
$$\begin{bmatrix} x' \\ y' \\ \theta' \end{bmatrix} = \begin{bmatrix} \cos(\omega\delta t) & -\sin(\omega\delta t) & 0 \\ \sin(\omega\delta t) & \cos(\omega\delta t) & 0 \\ 0 & 0 & 1 \end{bmatrix} \begin{bmatrix} x - \text{ICC}_x \\ y - \text{ICC}_y \\ \theta \end{bmatrix} + \begin{bmatrix} \text{ICC}_x \\ \text{ICC}_y \\ \omega\delta t \end{bmatrix}$$

$$x(t) = \int_0^t v(t') \cos[\theta(t')] dt'$$

$$y(t) = \int_0^t v(t') \sin[\theta(t')] dt'$$

$$\theta(t) = \int_0^t \omega(t') dt'$$

Differential Drive: Forward Kinematics



$$\begin{bmatrix} x' \\ y' \\ \theta' \end{bmatrix} = \begin{bmatrix} \cos(\omega\delta t) & -\sin(\omega\delta t) & 0 \\ \sin(\omega\delta t) & \cos(\omega\delta t) & 0 \\ 0 & 0 & 1 \end{bmatrix} \begin{bmatrix} x - ICC_x \\ y - ICC_y \\ \theta \end{bmatrix} + \begin{bmatrix} ICC_x \\ ICC_y \\ \omega\delta t \end{bmatrix}$$

$$x(t) = \frac{1}{2} \int_0^t [v_r(t') + v_l(t')] \cos[\theta(t')] dt'$$

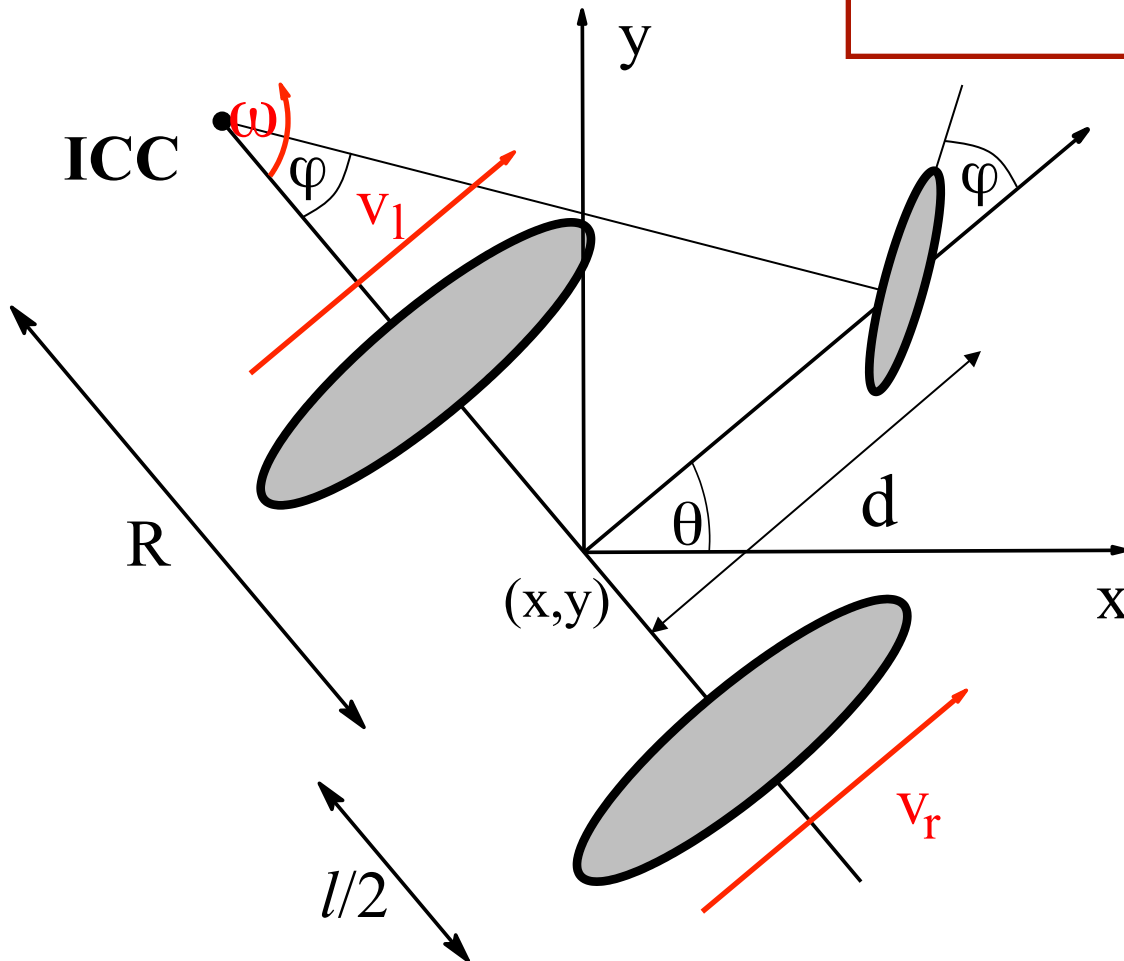
$$y(t) = \frac{1}{2} \int_0^t [v_r(t') + v_l(t')] \sin[\theta(t')] dt'$$

$$\theta(t) = \frac{1}{l} \int_0^t [v_r(t') - v_l(t')] dt'$$

Ackermann Drive

$$\text{ICC} = [x - R \sin \theta, y + R \cos \theta]$$

$$R = \frac{d}{\tan \varphi}$$



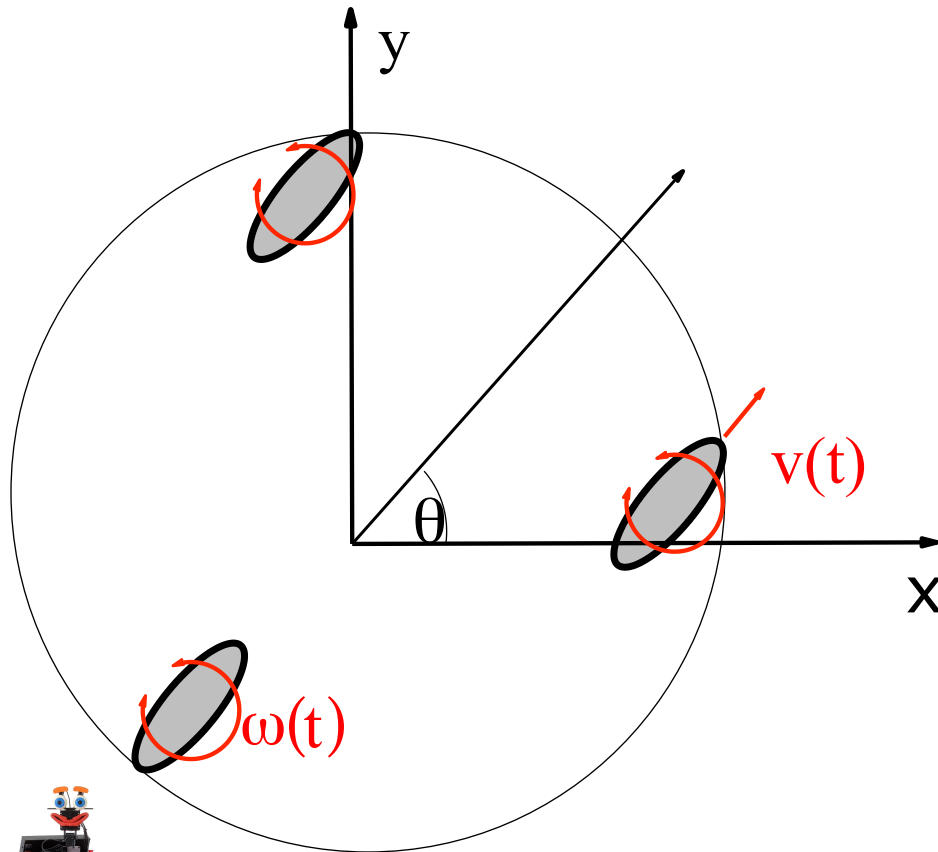
$$\omega(R + l/2) = v_r$$

$$\omega(R - l/2) = v_l$$

$$R = \frac{l (v_l + v_r)}{2 (v_r - v_l)}$$

$$\omega = \frac{v_r - v_l}{l}$$

Synchronous Drive



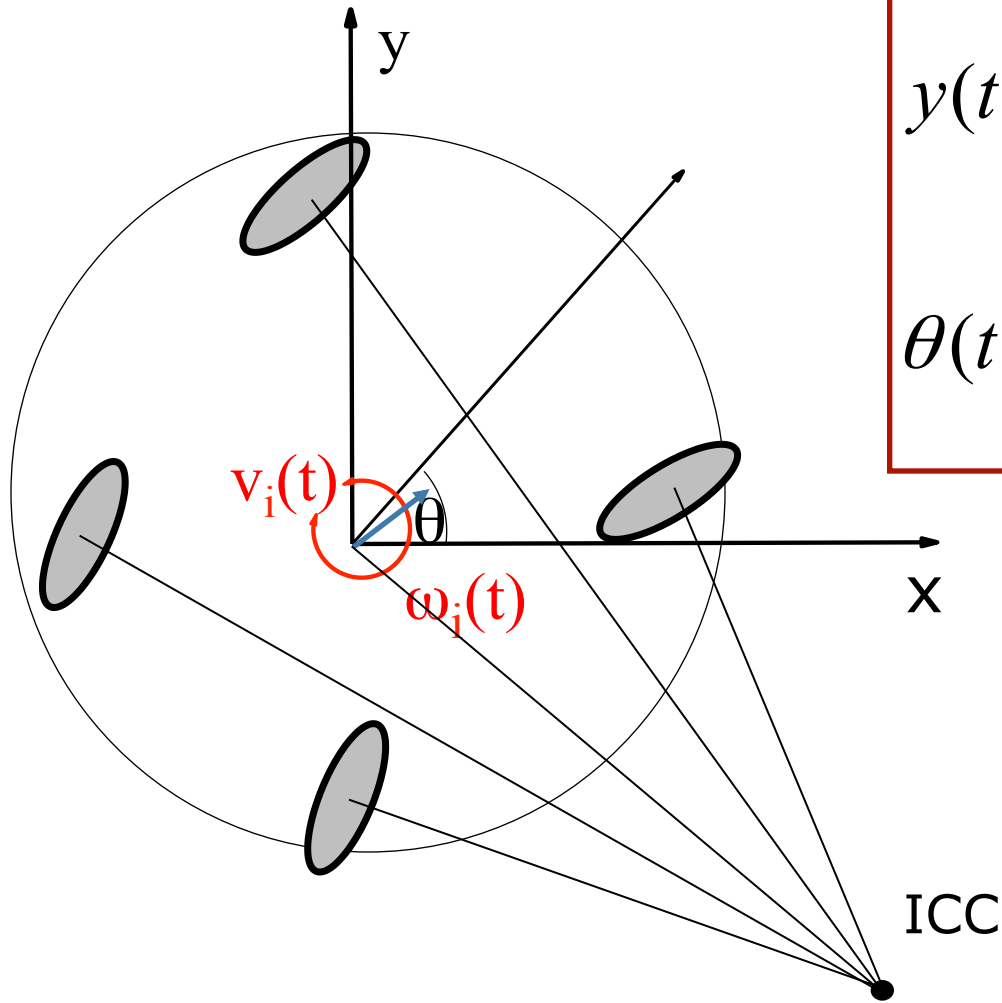
$$x(t) = \int_0^t v(t') \cos[\theta(t')] dt'$$

$$y(t) = \int_0^t v(t') \sin[\theta(t')] dt'$$

$$\theta(t) = \int_0^t \omega(t') dt'$$



XR4000 Drive



$$x(t) = \int_0^t v(t') \cos[\theta(t')] dt'$$

$$y(t) = \int_0^t v(t') \sin[\theta(t')] dt'$$

$$\theta(t) = \int_0^t \omega(t') dt'$$

XR4000



[courtesy by Oliver Brock & Oussama Khatib]

Mecanum Wheels



$$v_y = (v_0 + v_1 + v_2 + v_3) / 4$$

$$v_x = (v_0 - v_1 + v_2 - v_3) / 4$$


$$v_\theta = (v_0 + v_1 - v_2 - v_3) / 4$$

$$v_{error} = (v_0 - v_1 - v_2 + v_3) / 4$$

Example: Priamos (Karlsruhe)




Example




Example: KUKA youBot



Example: Segway Omni



Tracked Vehicles



Other Robots: OmniTread



[courtesy by Johann Borenstein]

Other Robots: Humanoids



4x

Non-Holonomic Constraints

- Non-holonomic constraints limit the possible incremental movements within the configuration space of the robot.
- Robots with differential drive or synchro-drive move on a circular trajectory and cannot move sideways.
- XR-4000 or Mecanum-wheeled robots can move sideways (they have no non-holonomic constraints).

Holonomic vs. Non-Holonomic

- Non-holonomic constraints reduce the control space with respect to the current configuration
 - E.g., moving sideways is impossible.
- Holonomic constraints reduce the configuration space.
 - E.g., a car and a trailer (not all angles between car and trailer are possible)


Drives with Non-Holonomic Constraints

- Synchro-drive
- Differential drive
- Ackermann drive



Drives without Non-Holonomic Constraints

- XR4000 drive
- Mecanum wheels



Dead Reckoning and Odometry

- Estimating the motion based on the issued controls/wheel encoder readings
- Integrated over time



Summary

- Introduced different types of drives for wheeled robots
- Math to describe the motion of the basic drives given the speed of the wheels
- Non-holonomic Constraints
- Odometry and dead reckoning